



COUNTY OF SONOMA

PERMIT AND RESOURCE MANAGEMENT DEPARTMENT

2550 Ventura Avenue, Santa Rosa, CA 95403
(707) 565-1900 FAX (707) 565-1103

To: Interested Agencies

August 4, 2016

The following application has been filed with the Sonoma County Permit and Resource Management Department.

File Number: DRH16-0006
Applicant Name: Flora Li, Tohigh Investments
Owner Name: Same
Site Address: 900, 1200, 1202, and 1204 Campagna Lane
APN: 051-260-014

Project Description: Request for Design Review with Courtesy Public Noticing for previously approved Inn, Spa, and Restaurant in a new 23,961 square foot building on a 51.9 acre parcel as a Condition of Approval of PLP01-0006 (AKA Sonoma Country Inn). The project is exempt from CEQA because an Environmental Impact Report was prepared and certified in 2004.

We are submitting the above application for your review and recommendation. Additional information is on file in this office.

Responses to referrals should include: (1) statement of any environmental concerns or uncertainties your agency may have with the project; (2) any comments you wish to make regarding the merits of the project; and (3) your proposed conditions and mitigations for this project. Responsible agencies under CEQA are requested to indicate whether permits will be required for this project.

Your comments will be appreciated by August 26, 2016, and should be sent to the attention of:

DRH16-0006, Melinda Grosch (Melinda.Grosch@sonoma-county.org). The Project Planner can also be reached at 707-565-2397.

Please send a copy of your comments to the applicant(s) or their representatives as indicated on the attached Planning Application.

- | | |
|--|---|
| <input checked="" type="checkbox"/> PRMD Management Group | <input type="checkbox"/> LAFCO |
| <input type="checkbox"/> Survey and Land Development | <input type="checkbox"/> ALUC/CLUP |
| <input type="checkbox"/> Health Specialist | <input checked="" type="checkbox"/> BOS Dist 1 Director and Commissioners |
| <input type="checkbox"/> Sanitation | <input checked="" type="checkbox"/> SVCAC |
| <input type="checkbox"/> Grading and Storm Water | <input checked="" type="checkbox"/> Valley of the Moon Alliance and Kenwood Press |
| <input type="checkbox"/> SUSMP | <input type="checkbox"/> NW Information Center, S.S.U. |
| <input type="checkbox"/> Building Inspection | <input checked="" type="checkbox"/> North Bay Corporation (Disposal) |
| <input type="checkbox"/> Code Enforcement | <input type="checkbox"/> U.S. Army Corps of Engineers |
| <input type="checkbox"/> Road Naming | <input type="checkbox"/> State Coastal Commission - Appealable Yes / No |
| <input type="checkbox"/> So. Co. Environmental Health | <input type="checkbox"/> State Dept of Transportation (Caltrans) |
| <input checked="" type="checkbox"/> Community Development Commission | <input type="checkbox"/> State Dept of Fish and Wildlife |
| <input type="checkbox"/> DTPW, Land Development | <input type="checkbox"/> State Dept of Forestry |
| <input type="checkbox"/> DTPW, Drainage | <input checked="" type="checkbox"/> State Dept of Water Resources Control Board |
| <input type="checkbox"/> Ag Commissioner | <input checked="" type="checkbox"/> State Parks and Recreation-Duncans Mills Office |
| <input checked="" type="checkbox"/> Regional Parks Dept | <input checked="" type="checkbox"/> Regional Water QCB: SF Bay |
| <input type="checkbox"/> Fire and Emergency Services | <input checked="" type="checkbox"/> Kenwood Community Club |
| <input type="checkbox"/> Local Fire District - | <input checked="" type="checkbox"/> Sonoma MOAG |
| <input type="checkbox"/> Treasurer/Special Assessment | <input checked="" type="checkbox"/> Tribal Notification |
| <input type="checkbox"/> Assessor | <input checked="" type="checkbox"/> Oakmont Village Association |
| <input checked="" type="checkbox"/> Economic Development Board | |
| <input checked="" type="checkbox"/> Transit/BPAC | |
| <input checked="" type="checkbox"/> SCTA/RCPA | |
| <input type="checkbox"/> Communications | |
| <input type="checkbox"/> Landmarks Commission | |

Planning Application

PJR-001

Application Type(s):

- | | | | |
|--|--|---|---------------------------------------|
| <input type="checkbox"/> Admin Cert. Compliance | <input type="checkbox"/> Design Review Admin. | <input type="checkbox"/> Minor Subdivision | <input type="checkbox"/> Use Permit |
| <input type="checkbox"/> Ag. Or Timber Preserve/Contract | <input checked="" type="checkbox"/> Design Review Full | <input type="checkbox"/> Voluntary Merger | <input type="checkbox"/> Variance |
| <input type="checkbox"/> Conditional Cert. of Compliance | <input type="checkbox"/> General Plan Amendment | <input type="checkbox"/> Ordinance Interpretation | <input type="checkbox"/> Zone Change |
| <input type="checkbox"/> Cert. of Modification | <input type="checkbox"/> Lot Line Adjustment | <input type="checkbox"/> Second Unit Permit | <input type="checkbox"/> Other: _____ |
| <input type="checkbox"/> Coastal Permit | <input type="checkbox"/> Major Subdivision | <input type="checkbox"/> Specific/Area Plan Amendment | |
| <input type="checkbox"/> Zoning Permit for: _____ | | | |

File # DPH16-0006

By placing my contact information (name, address, phone number, email address, etc.) on this application form and submitting it to Sonoma County PRMD, I understand and authorize PRMD to post this application to the internet for public information purposes, including my contact information.

PRINT CLEARLY							
APPLICANT				OWNER (IF OTHER THAN APPLICANT)			
Name <u>Flora Li, Tohigh Investment</u>				Name			
Mailing Address <u>88 First Street</u>				Mailing Address			
City <u>San Francisco</u>		State <u>CA</u>	Zip <u>94105</u>	City		State	Zip
Day Ph <u>415 4325614</u>		Email <u>flora.li@tohighinvestment.com</u>		Day Ph ()		Email	
Signature <u>[Signature]</u>			Date <u>7/9/2016</u>	Signature			Date
OTHER PERSONS TO BE NOTIFIED (If listed they must sign application form)							
Name/Title				Name/Title			
Mailing Address				Mailing Address			
City		State	Zip	City		State	Zip
Day Ph ()		Email		Day Ph ()		Email	
Signature			Date	Signature			Date
PROJECT INFORMATION							
Address(es) <u>7935, 7945 Sonoma Highway, Kenwood</u>						City <u>Kenwood</u>	
Assessor's Parcel Number(s) <u>051-260-014</u>							
Project Description <u>SEE attached project res</u>							
Acreage <u>51.90</u>				Number of new lots proposed <u>0</u>			
Site Served by Public Water? <input type="checkbox"/> Yes <input checked="" type="checkbox"/> No				Site Served by Public Sewer <input type="checkbox"/> Yes <input checked="" type="checkbox"/> No			
TO BE COMPLETED BY PRMD STAFF							
Planning Area <u>5</u>		Supervisorial District <u>1</u>		Latitude		Longitude	
Current Zoning <u>DA B7 K LG/MTN SR</u>							
General Plan Land Use <u>PA 17 R USC</u>				Specific/Area Plan			
S.P. Land Use				Violation? <input type="checkbox"/> Yes <input type="checkbox"/> No		File No.	
Application resolve planning violation? <input type="checkbox"/> Yes <input type="checkbox"/> No				Penalty application? <input type="checkbox"/> Yes <input type="checkbox"/> No			
Previous Files <u>PLP01-0006.</u>							
Application accepted by <u>[Signature]</u>				Date <u>7/1/16</u>			
Approved by				Date			

PLP01-0006

Supplemental Application Information

Existing use of property: vacant grassland

Acreage: 51.9 acres

Existing structures on property: well shed.

Proximity to creeks, waterways and impoundment areas: 1/4 - 1/2 mile from Sonoma Creek

Vegetation on site: grassland + trees (mostly oaks)

General topography: 2-5% slopes on the lower portions of the site 5-30% ^{upper} portion

Surrounding uses to (Note: An adjoining road is not a use.) North: Regional Park South: Estate Parcels

East: Estate Parcels West: Estate Parcels

New structures proposed (size, height, type): see approved use permit + attached architect plans

→ see approved use permit

Number of employees: Full time: _____ Part time: _____ Seasonal: _____

Operating days: _____ Hours of operation: _____

Number of vehicles per day: Passenger: _____ Trucks: _____

Water source: private water system/well Sewage disposal: private septic system

Provider, if applicable: _____ Provider, if applicable: _____

New noise sources (compressors, power tools, music, etc.): see approved use permit

Grading proposed: Amount of cut (cu. yds.): 2,500 Amount of fill (cu. yds.): 500 Will more than one acre be disturbed by construction of access roads, site preparation and clearing, fill or excavation, building removal, building construction, equipment staging and maintenance, or other activities? Yes X No _____ If Yes, indicate area of disturbance (acres): 380,000 sq. ft. (8.7 acres)

Identify method of site drainage (sheet flow, storm drain, outflow to creek or ditch, detention area, etc.): sheet flow/storm drain to bio-retention areas

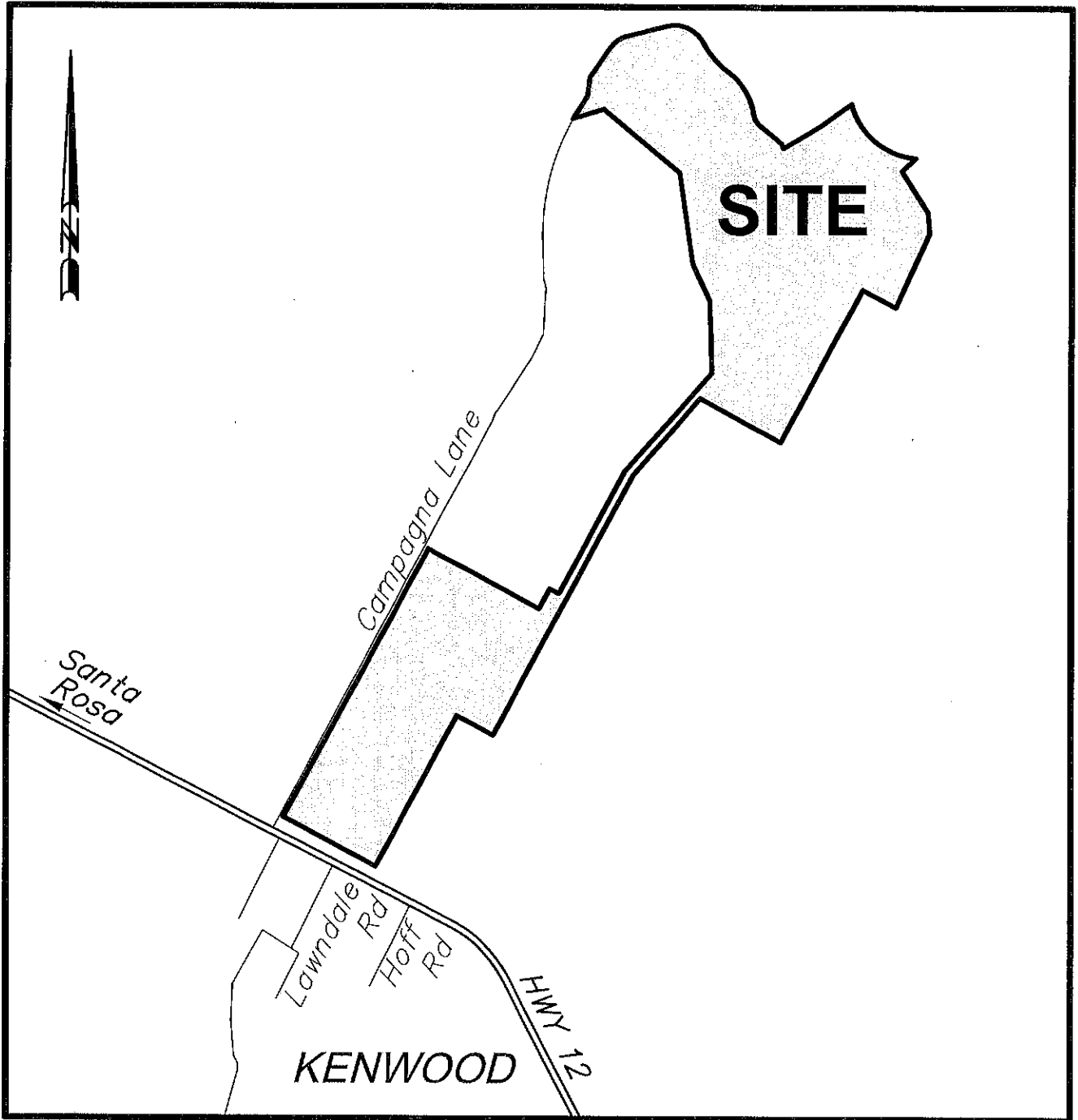
Vegetation to be removed: trees

Will proposal require annexation to a district in order to obtain public services: Yes _____ No X

Are there currently any hazardous materials (chemicals, oils, gasoline, etc.) stored, used or processed on this site? Yes _____ No X

Will the use, storage, or processing of hazardous materials occur on this site in the future if this project is authorized? Yes _____ No X

Fire safety information (existing/proposed water tanks, hydrants, emergency access and turnaround, building materials, etc.): All have already been installed for the most part.



LOCATION MAP

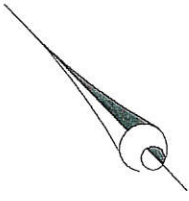
NOT TO SCALE

COUNTY ASSESSOR'S PARCEL MAP

TAX RATE AREA
115-003

051-260-

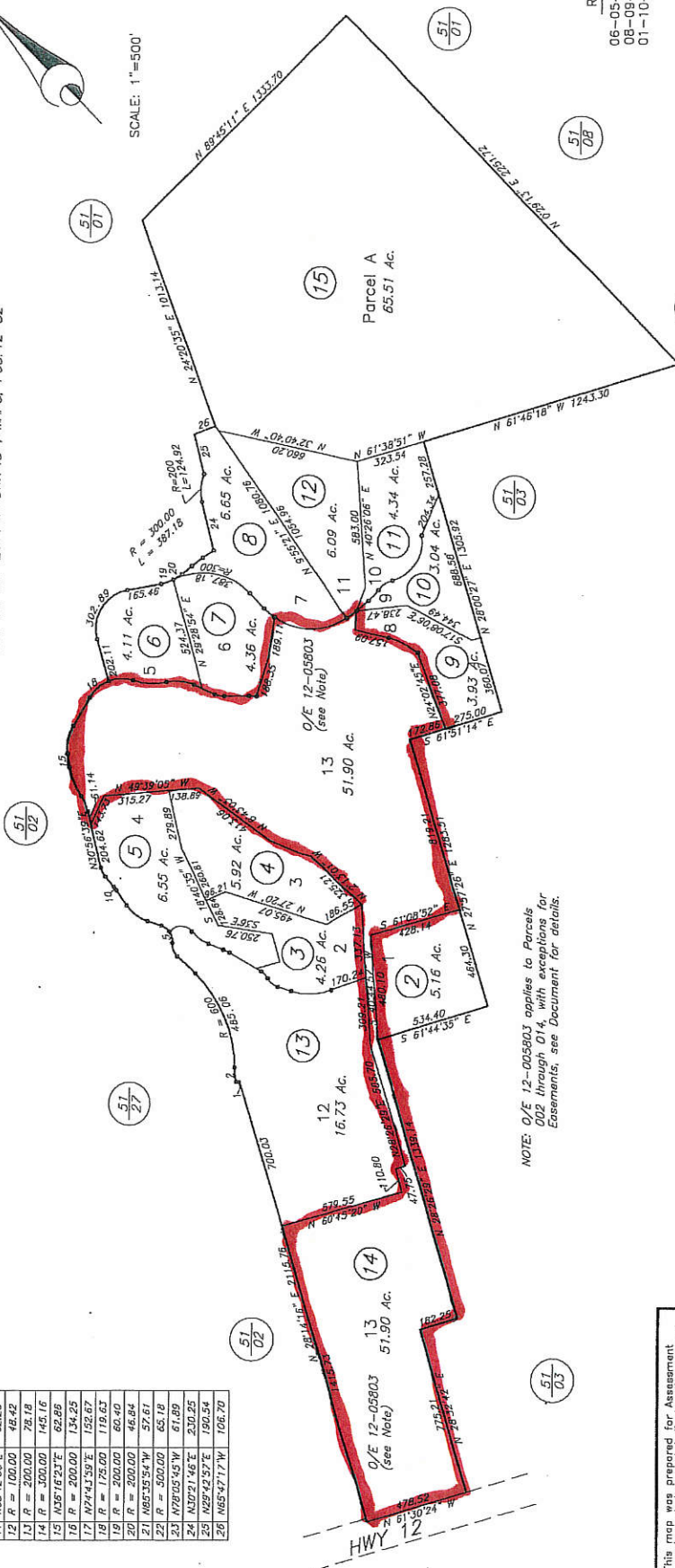
1	N61°35'41"E	15.84
2	R = 250.00	65.84
3	N01°30'58"W	113.64
4	R = 75.00	67.64
5	R = 75.00	53.28
6	R = 75.00	48.75
7	N87°19'40"W	20.15
8	R = 200.00	227.14
9	N09°05'44"E	65.96
10	R = 200.00	20.57
11	N03°12'06"E	62.26
12	R = 100.00	48.42
13	R = 200.00	78.18
14	R = 300.00	145.16
15	N35°16'23"E	82.88
16	R = 200.00	134.25
17	N74°43'39"E	152.67
18	R = 175.00	119.63
19	R = 200.00	60.40
20	R = 200.00	46.84
21	N85°35'54"W	57.61
22	R = 500.00	65.18
23	N78°05'45"W	61.89
24	N30°21'46"E	230.25
25	N29°42'57"E	190.54
26	N65°47'17"W	106.70



SCALE: 1"=500'

SONOMA COUNTRY INN SUBDIVISION

REC. 12-20-2011 IN BK. 748, MAPS, PGS. 12-32



NOTE: O/E 12-005803 applies to Parcels 002 through 014, with exceptions for Easements, see Document for details.

NOTE: This map was prepared for Assessment purposes only and does not indicate either parcel legality or a valid building site. No liability is assumed for the accuracy of the data delineated. The acreages are based on the information furnished by the assessor's field maps (survey recorded deeds, prior assessment maps, etc.)

NOTE: Assessor's parcels do not necessarily constitute legal lots. To verify legal parcel status, check with the appropriate city or county community development or planning division.

REVISED

06-05-12=15 BU
08-09-12=Adj. Pg. BU
01-10-13=O/E BU

Assessor's Map Bk. 051, Pg. 26
Sonoma County, Calif. (A040)

KEY 6/5/12 BU

B A C K E N
G I L L A M
K R O E G E R
a r c h i t e c t s

The Resort at Sonoma Country Inn

7935 & 7945 Sonoma Highway, Kenwood, CA

APN: 051-260-014

Proposal statement to update previously approved Inn, Spa and Restaurant in Use Permit PLP01-0006.

The proposed Main House of the Inn is in the same location as shown in the approved plans. The structure includes Reception, Admin Offices, Meeting Rooms, Retail, Restaurant, Lounge, Garden Terrace, Kitchen and various service functions housed in 23,961 square feet of gross building area. The Main House is clad in local stone at the base of the buildings with vertical board on board stained wood above. The doors and windows will be a darkened steel system. The pitched roofs will be grey slate or non-reflective painted corrugated metal roof. The proposed Main House design is proposed to change from the approved pitched roof to a flat garden roof and terrace to remove the largest continuous field of roofing material from the view from Highway 12. We believe that the planted garden roof and garden terrace of this proposed Main House design will better screen the mass of the Main House from the highway and blend the structure into the surrounding wooded site.

There are no proposed changes to the approved restaurant and lounge programs. There are no proposed changes to the approved operations program. There are no proposed changes to the approved traffic or usage.

The 50 guest rooms of the Inn are spread amongst 19 cottages. The proposed 19 cottages are located in similar locations as the approved plans. The primary proposed change to the cottage locations is to move the cottages located to the west of the pool in the approved plan up to the forested area near the SPA (see building type B in the proposed plans). These cottages were relocated due to the difficulty of developing emergency vehicle access to this point of the site. The 19 cottages are arrayed across 5 floor plan types with varying square footages. Please note that Type A was not used in this proposal. The cottages are clad in local stone at the base of the buildings with vertical board on board stained wood above. The doors and windows will be a darkened steel system. The roofs will be grey slate or non-reflective painted corrugated metal roof.

The SPA is in the same location as the approved plans. The SPA is housed in a collection of small structures connected by covered, outdoor walkways totaling 6,247 square feet with reception, men's and women's locker rooms, 8 treatment cottages, gym, steam rooms, saunas, several pools and hot tubs. The structures are clad in local stone at the base of the buildings with vertical board on board stained wood above. The doors and windows will be a dark steel system. The roofs will be grey slate or non-reflective painted corrugated metal roof. There is an operations support building of 2,598 square feet of gross building area and yoga structure of 832 square feet of gross building area for the hotel sited in close proximity to the spa. Both structures have similar exterior materials as the Spa.

The site has 102 parking spaces with six accessible parking spaces distributed on the site to provide access to the various resort components. The parking is located in a similar area as shown in the approved plans. The primary proposed change from the approved plan is to move 26 of the spaces to a parking area in the northeast portion of the lot under the canopy of the existing trees near Moon Watch Street.

The site plan proposes to maintain as much of the healthy trees on the site by carefully meandering the roadways to avoid the surveyed and evaluated trees. The primary change to the site plan is the addition of a single tennis court set inside the tree line along the northern lot line. The tennis court would not be visible from any other part of the lot.



RESORT AT SONOMA COUNTRY INN

June 30, 2016

MATERIALS - LOCAL STONE



Tobright Investment
SF LLC

&

B A G R E N
G I L L A M
K R O E G E R
ARCHITECTS



RESORT AT SONOMA COUNTRY INN
June 30, 2016

MATERIALS - STAINED HEAVY
BOARD ON BOARD WOOD



B A G R L N
G I L L A M
R O E G E R
A R C H I T E C T S



RESORT AT SONOMA COUNTRY INN
June 30, 2016

MATERIALS - DARK STEEL
WINDOWS AND DOORS



Tohigh Investment
SP LLC
&
B A G R E N
G I L L A M
R O E G E R
ARCHITECTS



RESORT AT SONOMA COUNTRY INN

June 30, 2016

MATERIALS - SLATE ROOFS



Tolight Investment
SF LLC

B
A
G
K
E
N
G
I
L
L
A
M
K
R
O
E
G
E
R
A
S
S
O
C
I
A
T
E
S



RESORT AT SONOMA COUNTRY INN
June 30, 2016

MATERIALS - PAINTED & PATINA CORRUGATED
METAL ROOFS



Takhigh Investment
SFT LLC

&

B A G R E N
G I L L A M
R R O E G E R
ARCHITECTS



RESORT AT SONOMA COUNTRY INN

June 30, 2016

MATERIALS - METAL TRELLIS



Tehigh Investment
SF LLC

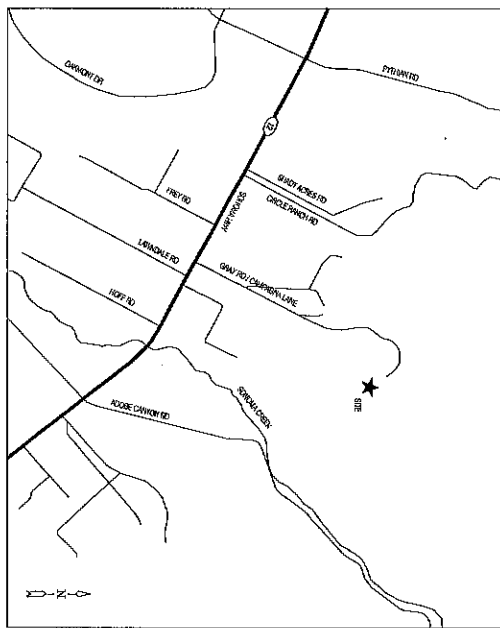


B A G R E N
G I L L A M
K R O E G E R
ARCHITECTS

THE RESORT AT SONOMA COUNTRY INN

7935 & 7945 SONOMA HIGHWAY, KENWOOD, CA 95452

LOCATION MAP



PROJECT DIRECTORY

OWNER:
THE RESORT AT SONOMA COUNTRY INN
7935 & 7945 SONOMA HIGHWAY
KENWOOD, CA 95452

ARCHITECT:
BACKEN GILLAM KROEGER ARCHITECTS
1000 CALIFORNIA STREET
SAN FRANCISCO, CA 94108
415.774.4400
www.bgkarchitects.com

GENERAL CONTRACTOR:
THE RESORT AT SONOMA COUNTRY INN
7935 & 7945 SONOMA HIGHWAY
KENWOOD, CA 95452

LANDSCAPE ARCHITECT:
THE RESORT AT SONOMA COUNTRY INN
7935 & 7945 SONOMA HIGHWAY
KENWOOD, CA 95452

DRAWING INDEX

NO.	DESCRIPTION	NO.	DESCRIPTION
100	TITLE SHEET	310	2ND FLOOR PLAN - MAIN FLOOR
101	GENERAL NOTES	311	2ND FLOOR PLAN - MAIN FLOOR
102	FOUNDATION PLAN	312	2ND FLOOR PLAN - MAIN FLOOR
103	1ST FLOOR PLAN	313	2ND FLOOR PLAN - MAIN FLOOR
104	2ND FLOOR PLAN	314	2ND FLOOR PLAN - MAIN FLOOR
105	3RD FLOOR PLAN	315	2ND FLOOR PLAN - MAIN FLOOR
106	4TH FLOOR PLAN	316	2ND FLOOR PLAN - MAIN FLOOR
107	5TH FLOOR PLAN	317	2ND FLOOR PLAN - MAIN FLOOR
108	6TH FLOOR PLAN	318	2ND FLOOR PLAN - MAIN FLOOR
109	7TH FLOOR PLAN	319	2ND FLOOR PLAN - MAIN FLOOR
110	8TH FLOOR PLAN	320	2ND FLOOR PLAN - MAIN FLOOR
111	9TH FLOOR PLAN	321	2ND FLOOR PLAN - MAIN FLOOR
112	10TH FLOOR PLAN	322	2ND FLOOR PLAN - MAIN FLOOR
113	11TH FLOOR PLAN	323	2ND FLOOR PLAN - MAIN FLOOR
114	12TH FLOOR PLAN	324	2ND FLOOR PLAN - MAIN FLOOR
115	13TH FLOOR PLAN	325	2ND FLOOR PLAN - MAIN FLOOR
116	14TH FLOOR PLAN	326	2ND FLOOR PLAN - MAIN FLOOR
117	15TH FLOOR PLAN	327	2ND FLOOR PLAN - MAIN FLOOR
118	16TH FLOOR PLAN	328	2ND FLOOR PLAN - MAIN FLOOR
119	17TH FLOOR PLAN	329	2ND FLOOR PLAN - MAIN FLOOR
120	18TH FLOOR PLAN	330	2ND FLOOR PLAN - MAIN FLOOR
121	19TH FLOOR PLAN	331	2ND FLOOR PLAN - MAIN FLOOR
122	20TH FLOOR PLAN	332	2ND FLOOR PLAN - MAIN FLOOR
123	21ST FLOOR PLAN	333	2ND FLOOR PLAN - MAIN FLOOR
124	22ND FLOOR PLAN	334	2ND FLOOR PLAN - MAIN FLOOR
125	23RD FLOOR PLAN	335	2ND FLOOR PLAN - MAIN FLOOR
126	24TH FLOOR PLAN	336	2ND FLOOR PLAN - MAIN FLOOR
127	25TH FLOOR PLAN	337	2ND FLOOR PLAN - MAIN FLOOR
128	26TH FLOOR PLAN	338	2ND FLOOR PLAN - MAIN FLOOR
129	27TH FLOOR PLAN	339	2ND FLOOR PLAN - MAIN FLOOR
130	28TH FLOOR PLAN	340	2ND FLOOR PLAN - MAIN FLOOR
131	29TH FLOOR PLAN	341	2ND FLOOR PLAN - MAIN FLOOR
132	30TH FLOOR PLAN	342	2ND FLOOR PLAN - MAIN FLOOR
133	31ST FLOOR PLAN	343	2ND FLOOR PLAN - MAIN FLOOR
134	32ND FLOOR PLAN	344	2ND FLOOR PLAN - MAIN FLOOR
135	33RD FLOOR PLAN	345	2ND FLOOR PLAN - MAIN FLOOR
136	34TH FLOOR PLAN	346	2ND FLOOR PLAN - MAIN FLOOR
137	35TH FLOOR PLAN	347	2ND FLOOR PLAN - MAIN FLOOR
138	36TH FLOOR PLAN	348	2ND FLOOR PLAN - MAIN FLOOR
139	37TH FLOOR PLAN	349	2ND FLOOR PLAN - MAIN FLOOR
140	38TH FLOOR PLAN	350	2ND FLOOR PLAN - MAIN FLOOR
141	39TH FLOOR PLAN	351	2ND FLOOR PLAN - MAIN FLOOR
142	40TH FLOOR PLAN	352	2ND FLOOR PLAN - MAIN FLOOR
143	41ST FLOOR PLAN	353	2ND FLOOR PLAN - MAIN FLOOR
144	42ND FLOOR PLAN	354	2ND FLOOR PLAN - MAIN FLOOR
145	43RD FLOOR PLAN	355	2ND FLOOR PLAN - MAIN FLOOR
146	44TH FLOOR PLAN	356	2ND FLOOR PLAN - MAIN FLOOR
147	45TH FLOOR PLAN	357	2ND FLOOR PLAN - MAIN FLOOR
148	46TH FLOOR PLAN	358	2ND FLOOR PLAN - MAIN FLOOR
149	47TH FLOOR PLAN	359	2ND FLOOR PLAN - MAIN FLOOR
150	48TH FLOOR PLAN	360	2ND FLOOR PLAN - MAIN FLOOR
151	49TH FLOOR PLAN	361	2ND FLOOR PLAN - MAIN FLOOR
152	50TH FLOOR PLAN	362	2ND FLOOR PLAN - MAIN FLOOR
153	51ST FLOOR PLAN	363	2ND FLOOR PLAN - MAIN FLOOR
154	52ND FLOOR PLAN	364	2ND FLOOR PLAN - MAIN FLOOR
155	53RD FLOOR PLAN	365	2ND FLOOR PLAN - MAIN FLOOR
156	54TH FLOOR PLAN	366	2ND FLOOR PLAN - MAIN FLOOR
157	55TH FLOOR PLAN	367	2ND FLOOR PLAN - MAIN FLOOR
158	56TH FLOOR PLAN	368	2ND FLOOR PLAN - MAIN FLOOR
159	57TH FLOOR PLAN	369	2ND FLOOR PLAN - MAIN FLOOR
160	58TH FLOOR PLAN	370	2ND FLOOR PLAN - MAIN FLOOR
161	59TH FLOOR PLAN	371	2ND FLOOR PLAN - MAIN FLOOR
162	60TH FLOOR PLAN	372	2ND FLOOR PLAN - MAIN FLOOR
163	61ST FLOOR PLAN	373	2ND FLOOR PLAN - MAIN FLOOR
164	62ND FLOOR PLAN	374	2ND FLOOR PLAN - MAIN FLOOR
165	63RD FLOOR PLAN	375	2ND FLOOR PLAN - MAIN FLOOR
166	64TH FLOOR PLAN	376	2ND FLOOR PLAN - MAIN FLOOR
167	65TH FLOOR PLAN	377	2ND FLOOR PLAN - MAIN FLOOR
168	66TH FLOOR PLAN	378	2ND FLOOR PLAN - MAIN FLOOR
169	67TH FLOOR PLAN	379	2ND FLOOR PLAN - MAIN FLOOR
170	68TH FLOOR PLAN	380	2ND FLOOR PLAN - MAIN FLOOR
171	69TH FLOOR PLAN	381	2ND FLOOR PLAN - MAIN FLOOR
172	70TH FLOOR PLAN	382	2ND FLOOR PLAN - MAIN FLOOR
173	71ST FLOOR PLAN	383	2ND FLOOR PLAN - MAIN FLOOR
174	72ND FLOOR PLAN	384	2ND FLOOR PLAN - MAIN FLOOR
175	73RD FLOOR PLAN	385	2ND FLOOR PLAN - MAIN FLOOR
176	74TH FLOOR PLAN	386	2ND FLOOR PLAN - MAIN FLOOR
177	75TH FLOOR PLAN	387	2ND FLOOR PLAN - MAIN FLOOR
178	76TH FLOOR PLAN	388	2ND FLOOR PLAN - MAIN FLOOR
179	77TH FLOOR PLAN	389	2ND FLOOR PLAN - MAIN FLOOR
180	78TH FLOOR PLAN	390	2ND FLOOR PLAN - MAIN FLOOR
181	79TH FLOOR PLAN	391	2ND FLOOR PLAN - MAIN FLOOR
182	80TH FLOOR PLAN	392	2ND FLOOR PLAN - MAIN FLOOR
183	81ST FLOOR PLAN	393	2ND FLOOR PLAN - MAIN FLOOR
184	82ND FLOOR PLAN	394	2ND FLOOR PLAN - MAIN FLOOR
185	83RD FLOOR PLAN	395	2ND FLOOR PLAN - MAIN FLOOR
186	84TH FLOOR PLAN	396	2ND FLOOR PLAN - MAIN FLOOR
187	85TH FLOOR PLAN	397	2ND FLOOR PLAN - MAIN FLOOR
188	86TH FLOOR PLAN	398	2ND FLOOR PLAN - MAIN FLOOR
189	87TH FLOOR PLAN	399	2ND FLOOR PLAN - MAIN FLOOR
190	88TH FLOOR PLAN	400	2ND FLOOR PLAN - MAIN FLOOR
191	89TH FLOOR PLAN	401	2ND FLOOR PLAN - MAIN FLOOR
192	90TH FLOOR PLAN	402	2ND FLOOR PLAN - MAIN FLOOR
193	91ST FLOOR PLAN	403	2ND FLOOR PLAN - MAIN FLOOR
194	92ND FLOOR PLAN	404	2ND FLOOR PLAN - MAIN FLOOR
195	93RD FLOOR PLAN	405	2ND FLOOR PLAN - MAIN FLOOR
196	94TH FLOOR PLAN	406	2ND FLOOR PLAN - MAIN FLOOR
197	95TH FLOOR PLAN	407	2ND FLOOR PLAN - MAIN FLOOR
198	96TH FLOOR PLAN	408	2ND FLOOR PLAN - MAIN FLOOR
199	97TH FLOOR PLAN	409	2ND FLOOR PLAN - MAIN FLOOR
200	98TH FLOOR PLAN	410	2ND FLOOR PLAN - MAIN FLOOR
201	99TH FLOOR PLAN	411	2ND FLOOR PLAN - MAIN FLOOR
202	100TH FLOOR PLAN	412	2ND FLOOR PLAN - MAIN FLOOR

PROJECT INFO

PROJECT ADDRESS:
7935 & 7945 SONOMA HIGHWAY
KENWOOD, CA 95452

PROJECT NO.:
20-00-001

CONTRACT NO.:
20-00-001

DATE:
08/20/2010

PROJECT DESCRIPTION:
REMODELING AND ADDITION OF 100 ROOMS TO AN EXISTING 100 ROOM HOTEL.

CLIENT:
THE RESORT AT SONOMA COUNTRY INN

ARCHITECT:
BACKEN GILLAM KROEGER ARCHITECTS

GENERAL CONTRACTOR:
THE RESORT AT SONOMA COUNTRY INN

LANDSCAPE ARCHITECT:
THE RESORT AT SONOMA COUNTRY INN

DATE:
08/20/2010

PROJECT NO.:
20-00-001

CONTRACT NO.:
20-00-001

DATE:
08/20/2010

PROJECT DESCRIPTION:
REMODELING AND ADDITION OF 100 ROOMS TO AN EXISTING 100 ROOM HOTEL.

CLIENT:
THE RESORT AT SONOMA COUNTRY INN

ARCHITECT:
BACKEN GILLAM KROEGER ARCHITECTS

GENERAL CONTRACTOR:
THE RESORT AT SONOMA COUNTRY INN

LANDSCAPE ARCHITECT:
THE RESORT AT SONOMA COUNTRY INN

DATE:
08/20/2010

0.00

TITLE SHEET

THE RESORT AT
SONOMA COUNTRY INN
KENWOOD, CALIFORNIA

BACKEN
GILLAM
KROEGER
architects

This document is the property of Backen Gillam Kroeger Architects. Any unauthorized use without the written consent is prohibited by law. Backen Gillam Kroeger Architects disclaims responsibility for the accuracy of any information contained in this document if used without its participation in any other location.

1 SITE FROM SOUTH WEST BIRD'S EYE



A0.0

SCALE: N/A

RENDERINGS

Project Name	BLISS
Client	BLISS
Project No.	BLISS
Scale	SCALE: N/A
Date	DATE: 7/1/16
Drawn by	STOURY
Checked by	STOURY
Approved by	STOURY

NOT FOR CONSTRUCTION
THIS DOCUMENT IS NOT TO BE USED FOR CONSTRUCTION

THE RESORT AT
SONOMA COUNTRY INN

KENWOOD, CALIFORNIA

BACKEN
GILLAM
KROEGER
architects

1000 MARSHALL WAY
SAN FRANCISCO, CALIFORNIA 94104
TEL: 415.774.4400 FAX: 415.774.4401
WWW.BGKARCHITECTS.COM

These documents are the property of Backen Gillam Kroeger Architects. Any unauthorized use without the written consent is prohibited by law. Backen Gillam Kroeger Architects disclaims responsibility for the documents if used whole or in part at any other location.



2 MAIN HOUSE ENTRY



1 MAIN HOUSE SOUTH FACADE AND POOL

Project Name	SONOMA
Client	SONOMA
Architect	BACKEN GILLAM KROEGER ARCHITECTS
Project No.	201101
Scale	1/8" = 1'-0"
Drawn by	JK
Checked by	JK
Approved by	JK
Date	11/11/11
Sheet No.	01
Sheet Title	RENDERINGS

NOT FOR CONSTRUCTION
Use only for informational purposes.

THE RESORT AT
 SONOMA COUNTRY INN
 KENWOOD, CALIFORNIA

**BACKEN
 GILLAM
 KROEGER**
 architects

These documents are the property of Backen Gillam Kroeger Architects. Any unauthorized use without the written consent is prohibited by law. Backen Gillam Kroeger Architects disclaims any responsibility for the documents if used whole or in part at any other location.

SCALE: N/A

RENDERINGS

A0.1

2
A0.2

UNIT TYPE C ENTRY



1
A0.2

UNIT TYPE C SOUTH FACADE



This document is the property of Backen Gillam Kroeger Architects. Any reproduction or use without the written consent is prohibited by law. Backen Gillam Kroeger Architects disclaims responsibility for the documents if used whole or in part at any other location.

**BACKEN
GILLAM
KROEGER**
architects

2700 MARSHFIELD WAY
SAN FRANCISCO, CA 94114
TEL: 415.774.4400 FAX: 415.774.4401
WWW.BGKA.COM

THE RESORT AT
SONOMA COUNTRY INN

KENWOOD, CALIFORNIA

**NOT FOR
CONSTRUCTION**
For Information Only

Project Name	EXTERIOR
Client	SONOMA COUNTRY INN
Designed By	BACKEN GILLAM KROEGER
Drawn By	ARCHITECTS
Date	08/11/11
Scale	AS SHOWN
Sheet No.	A0.2
Sheet Title	UNIT TYPE C SOUTH FACADE
Project No.	116-0000

RENDERINGS

SCALE: N.A.

A0.2

2
A0.3

UNIT TYPE D ENTRY



1
A0.3

UNIT TYPE D SOUTH FACADE



These documents are the property of Backen Gillam Kroeger Architects. Any unauthorized use without the written consent is prohibited by law. Backen Gillam Kroeger Architects disclaims responsibility for the documents if used whole or in part at any other location.

**BACKEN
GILLAM
KROEGER**
architects

**THE RESORT AT
SONOMA COUNTRY INN**
KENWOOD, CALIFORNIA

**NOT FOR
CONSTRUCTION**
For Information Only

Project Name	THE RESORT AT SONOMA COUNTRY INN
Client	SONOMA COUNTRY INN
Architect	BACKEN GILLAM KROEGER ARCHITECTS
Project No.	2011-001
Date	02/16/11
Scale	AS SHOWN
Sheet No.	A0.3
Sheet Title	UNIT TYPE D SOUTH FACADE
Drawn By	BARLEY
Checked By	BARLEY
Approved By	BARLEY
Scale	AS SHOWN
Notes	

RENDERINGS
SCALE: N/A

A0.3

1
A0.3 MAIN HOUSE RESTAURANT



2
A0.4 MAIN HOUSE SOUTH FACADE AND POOL



A0.4

SCALE: N.A.
RENDERINGS

Project Name	SONOMA
Client	SONOMA
Architect	BACKEN GILLAM KROEGER ARCHITECTS
Project No.	2011-01
Date	7/1/16
Scale	N.A.
Sheet No.	A0.4

NOT FOR CONSTRUCTION
Architect's Office

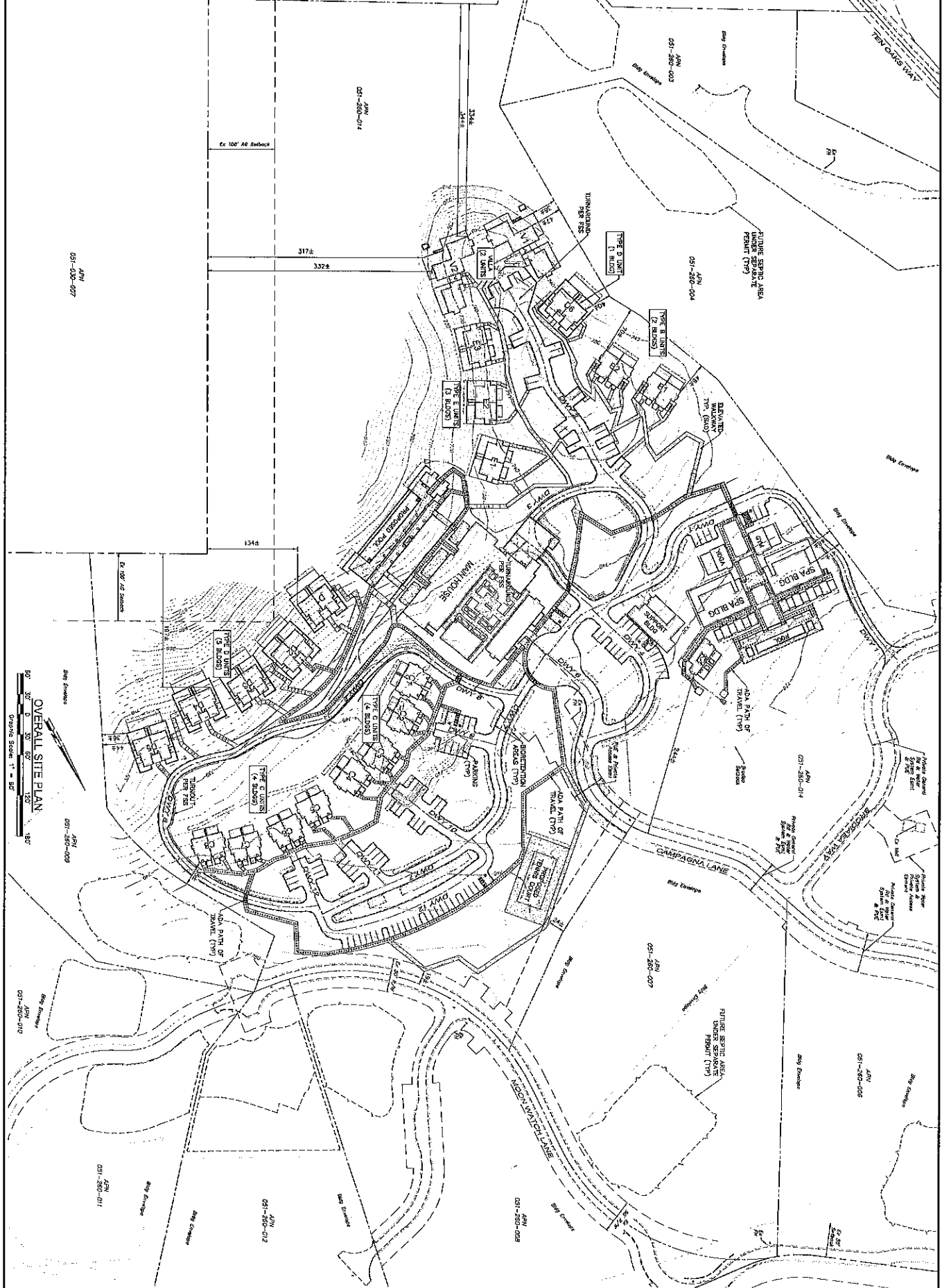
THE RESORT AT
SONOMA COUNTRY INN
KENWOOD, CALIFORNIA

BACKEN
GILLAM
KROEGER
architects

These documents are the property of Backen Gillam Kroeger Architects. Any unauthorized use without the written consent is prohibited by law. Backen Gillam Kroeger Architects disclaims responsibility for the documents if used whole or in part at any other location.

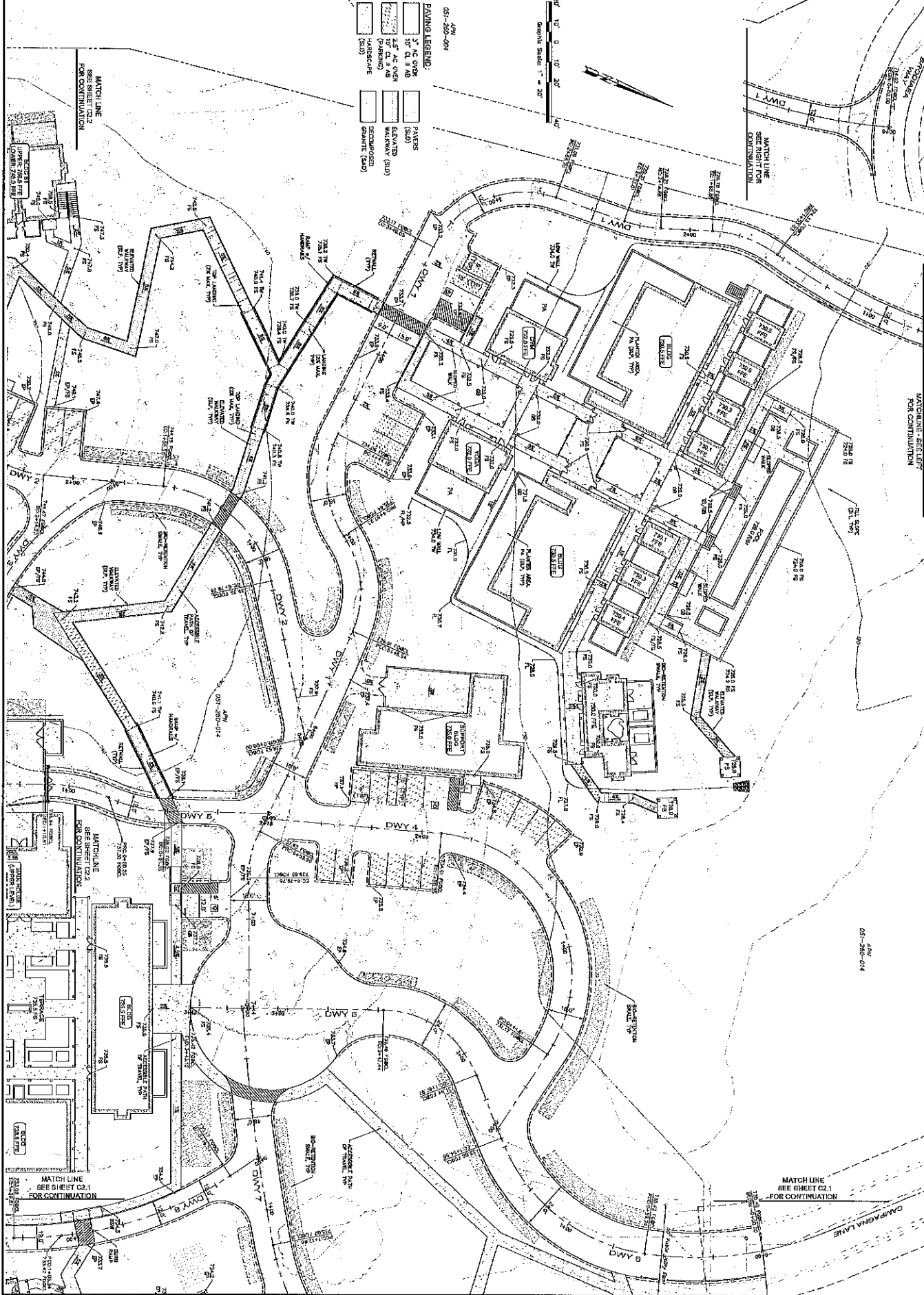
2020 WASHINGTON
ST. SUITE 100
SAN FRANCISCO, CA 94102
TEL: 415.774.1100
WWW.BGKARCHITECTS.COM

APN 051-260-002




OVERALL SITE PLAN
 SCALE: AS NOTED
 GRAPHIC SCALE: 1" = 200'

<p>C1.1</p>	<p>SCALE: AS NOTED</p>	<p>OVERALL SITE PLAN</p>		<p>Prep. Date: 06/06/2015 Checked By: JKROEGER Project No: 15203 Drawing No: 001-001-011 Drawing S. E. I.</p>	<p>THE RESORT AT SONOMA COUNTRY INN</p> <p>KENWOOD, CALIFORNIA</p>	<p>BACKEN GILLAM KROEGER</p> <p>architects</p>	<p>These documents are the property of Backen Gillam Kroeger Architects. Any unauthorized use without the written consent is prohibited by law. Backen Gillam Kroeger Architects declines responsibility for the documents if used whole or in part at any other location.</p>
			<p>APN 051-260-002 APN 051-260-003 APN 051-260-004 APN 051-260-007 APN 051-260-008 APN 051-260-009 APN 051-260-010 APN 051-260-011 APN 051-260-012 APN 051-260-018 APN 051-260-019 APN 051-260-020 APN 051-260-021 APN 051-260-022 APN 051-260-023 APN 051-260-024 APN 051-260-025 APN 051-260-026 APN 051-260-027 APN 051-260-028 APN 051-260-029 APN 051-260-030 APN 051-260-031 APN 051-260-032 APN 051-260-033 APN 051-260-034 APN 051-260-035 APN 051-260-036 APN 051-260-037 APN 051-260-038 APN 051-260-039 APN 051-260-040 APN 051-260-041 APN 051-260-042 APN 051-260-043 APN 051-260-044 APN 051-260-045 APN 051-260-046 APN 051-260-047 APN 051-260-048 APN 051-260-049 APN 051-260-050 APN 051-260-051 APN 051-260-052 APN 051-260-053 APN 051-260-054 APN 051-260-055 APN 051-260-056 APN 051-260-057 APN 051-260-058 APN 051-260-059 APN 051-260-060 APN 051-260-061 APN 051-260-062 APN 051-260-063 APN 051-260-064 APN 051-260-065 APN 051-260-066 APN 051-260-067 APN 051-260-068 APN 051-260-069 APN 051-260-070 APN 051-260-071 APN 051-260-072 APN 051-260-073 APN 051-260-074 APN 051-260-075 APN 051-260-076 APN 051-260-077 APN 051-260-078 APN 051-260-079 APN 051-260-080 APN 051-260-081 APN 051-260-082 APN 051-260-083 APN 051-260-084 APN 051-260-085 APN 051-260-086 APN 051-260-087 APN 051-260-088 APN 051-260-089 APN 051-260-090 APN 051-260-091 APN 051-260-092 APN 051-260-093 APN 051-260-094 APN 051-260-095 APN 051-260-096 APN 051-260-097 APN 051-260-098 APN 051-260-099 APN 051-260-100</p>				



- PAVING LEGEND:**
- ASPH
 - 051-200-014
 - 3" AC OVER (SUD)
 - 10" CL 11.00 (PARKING)
 - HANDSCAPE (SUD)
 - PAVERS
 - 3" AC OVER (SUD)
 - 2.5" AC OVER (SUD)
 - 10" CL 11.00 (SUD)
 - RECONSTRUCT HANDSCAPE (SUD)
 - GRANITE (SUD)



MATCH LINE
SEE SHEET C2.1
FOR CONTINUATION

MATCH LINE
SEE SHEET C2.1
FOR CONTINUATION

MATCH LINE
SEE SHEET C2.1
FOR CONTINUATION

MATCH LINE
SEE SHEET C2.1
FOR CONTINUATION

MATCH LINE
SEE SHEET C2.1
FOR CONTINUATION

C2.0

SCALE: AS NOTED

PRELIMINARY
GRADING
& DRAINAGE PLAN

Project No.	19200
Sheet No.	C2.0
Revision	
Date	05/30/2018
Drawn By	
Checked By	
Project Manager	
Client	

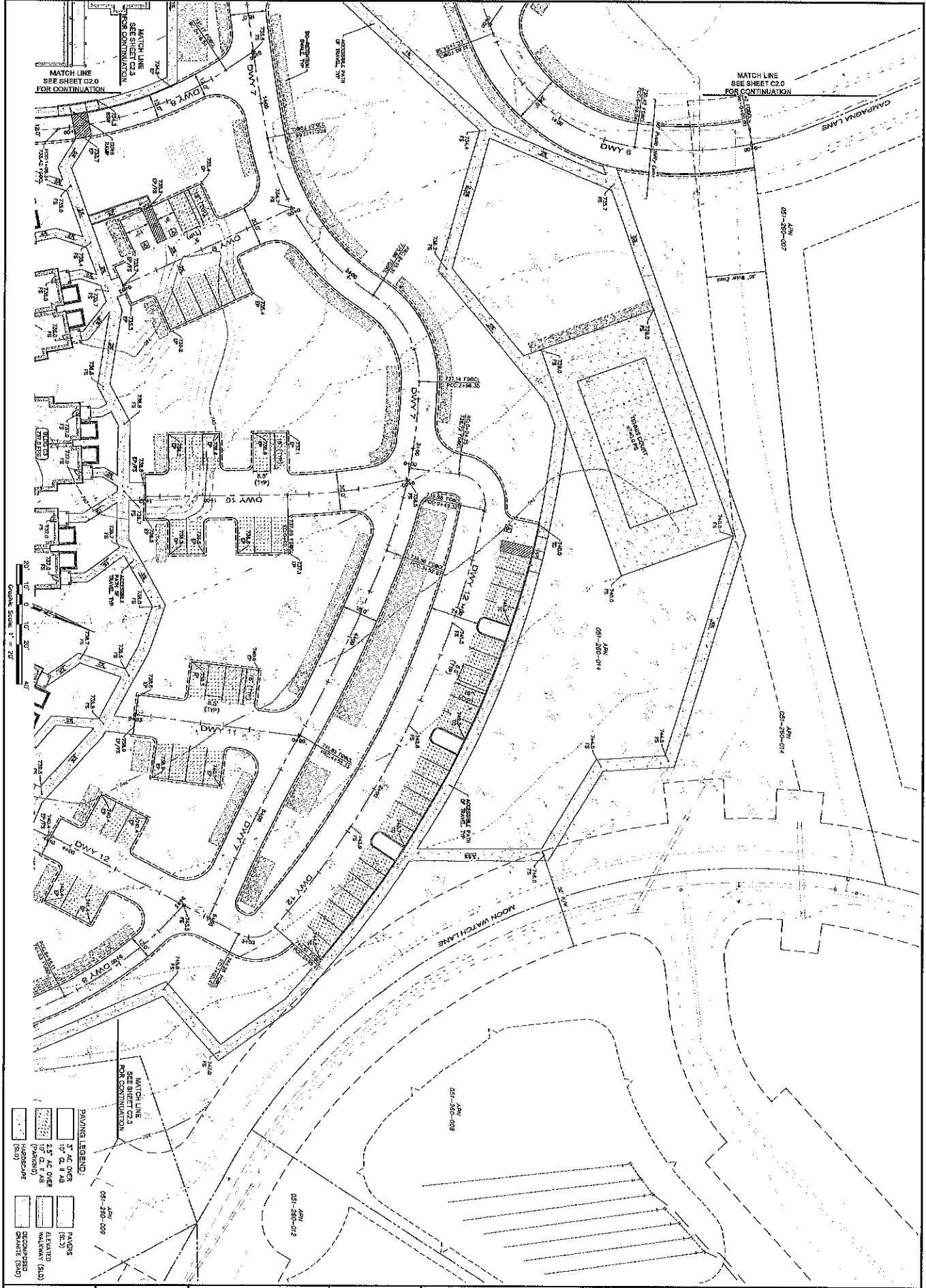


**THE RESORT AT
SONOMA COUNTRY INN**

KENWOOD, CALIFORNIA

**BACKEN
GILLAM
KROEGER**
architects

These documents are the property of Backen Gillam Kroeger Architects. Any unauthorized use without the written consent is prohibited by law. Backen Gillam Kroeger Architects disclaims responsibility for the documents if used whole or in part of any other location.



PAVING LEGEND:

	7" AC OVER 1" C.I.P.		PAVERS
	4" AC OVER 1" C.I.P.		ELEVATED WALKWAY (S.I.)
	ASPHALT		DISCOURAGED GRANITE (S.I.)
	LANDSCAPE		

MATCH LINE SEE SHEET C2.0 FOR CONTINUATION

C2.1

SCALE: AS NOTED

PRELIMINARY GRADING & DRAINAGE PLAN

Plan Date	06.08.2016
Checked By	MSK
Project No.	15740
Revision No.	03
Date	06.20.2016
By	MSK
Check	MSK
Approved	
Scale	



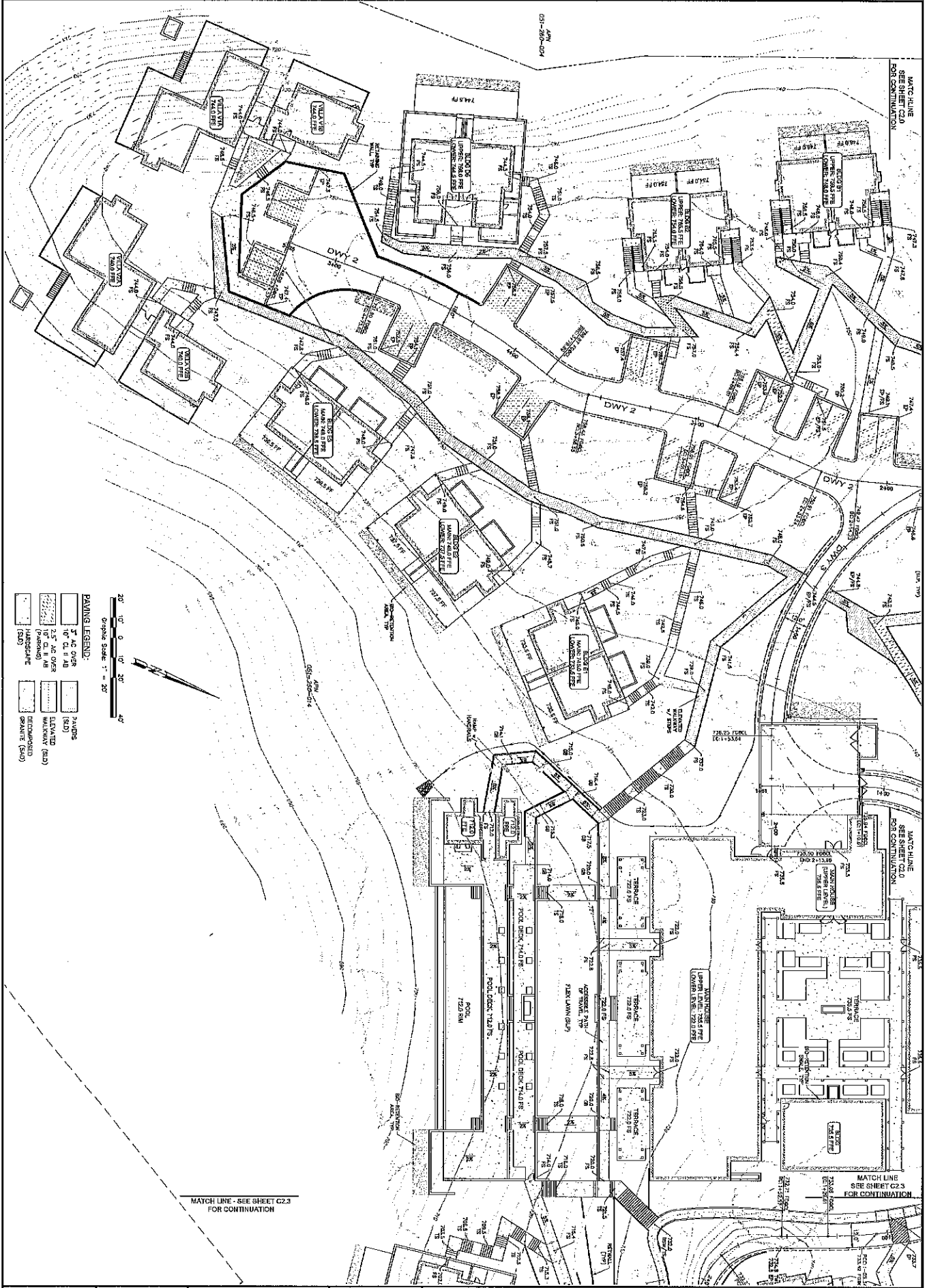
THE RESORT AT SONOMA COUNTRY INN

KENWOOD, CALIFORNIA

BACKEN GILLAM KROEGER

ARCHITECTS

These documents are the property of Backen Gillam Kroeger Architects. Any unauthorized use without the written consent is prohibited by law. Backen Gillam Kroeger Architects disclaims responsibility for the documents if used whole or in part at any other location.



GRADE SCALE: 1" = 20'

PAVING LEGEND:

[Symbol]	1" AC ASPH	[Symbol]	3 INDS
[Symbol]	10" CL # 4B	[Symbol]	ELEVATED (SUD)
[Symbol]	2.5" AS OVER	[Symbol]	WALKWAY (SUD)
[Symbol]	10" CL # 4B	[Symbol]	IMPROVED
[Symbol]	(PARKING)	[Symbol]	SPALITE (SUD)
[Symbol]	(SUD)		

MATCH LINE - SEE SHEET C2.3 FOR CONTINUATION

MATCH LINE - SEE SHEET C2.3 FOR CONTINUATION

C2.2

SCALE: AS NOTED

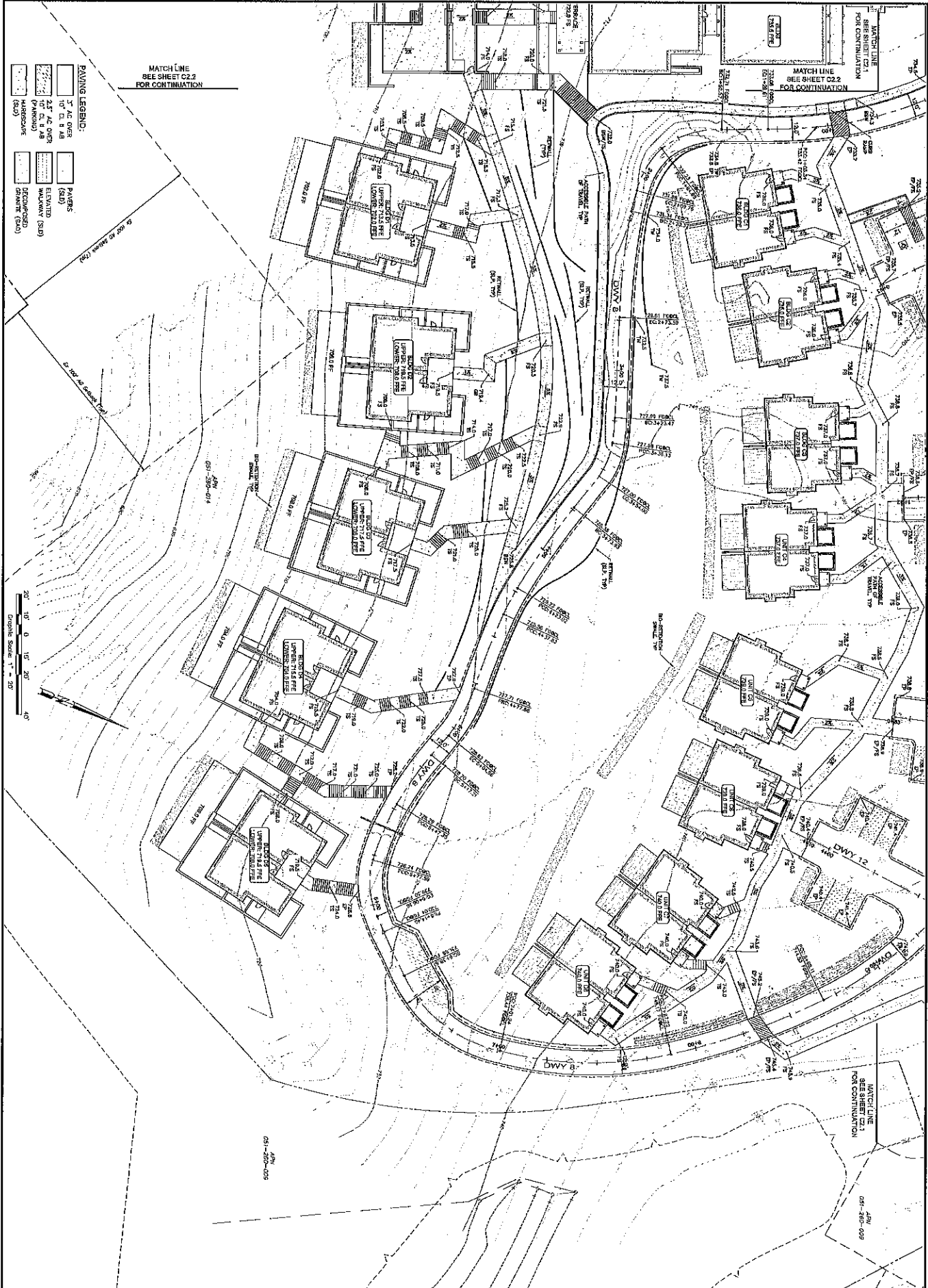
PRELIMINARY GRADING & DRAINAGE PLAN



THE RESORT AT SONOMA COUNTRY INN
KENWOOD, CALIFORNIA

BACKEN GILLAM KROEGER
architects

These documents are the property of Backen Gillam Kroege Architects. Any unauthorized use without the written consent is prohibited by law. Backen Gillam Kroege Architects disclaims responsibility for the documents if used whole or in part at any other location.

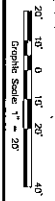


PAVING LEGEND:

	2" AC OVER 10' CL B & M		PAVERS
	2.5" AC OVER 10' CL B & M		ELEVATED (SU)
	PAVING		ELEVATED (SU)
	LANDSCAPE (SU)		RECYCLED (SU)
	LANDSCAPE (SU)		RECYCLED (SU)

MATCH LINE
SEE SHEET C2.2
FOR CONTINUATION

MATCH LINE
SEE SHEET C2.2
FOR CONTINUATION



C2.3

SCALE : AS NOTED

PRELIMINARY
GRADING
& DRAINAGE PLAN

DATE	06.06.2016
DESIGNED BY	TRACON
CHECKED BY	TRACON
DATE	06.06.2016
DATE	06.06.2016
DATE	06.06.2016



**THE RESORT AT
SONOMA COUNTRY INN**

KENWOOD, CALIFORNIA

**BACKEN
GILLAM
KROEGER**

ARCHITECTS

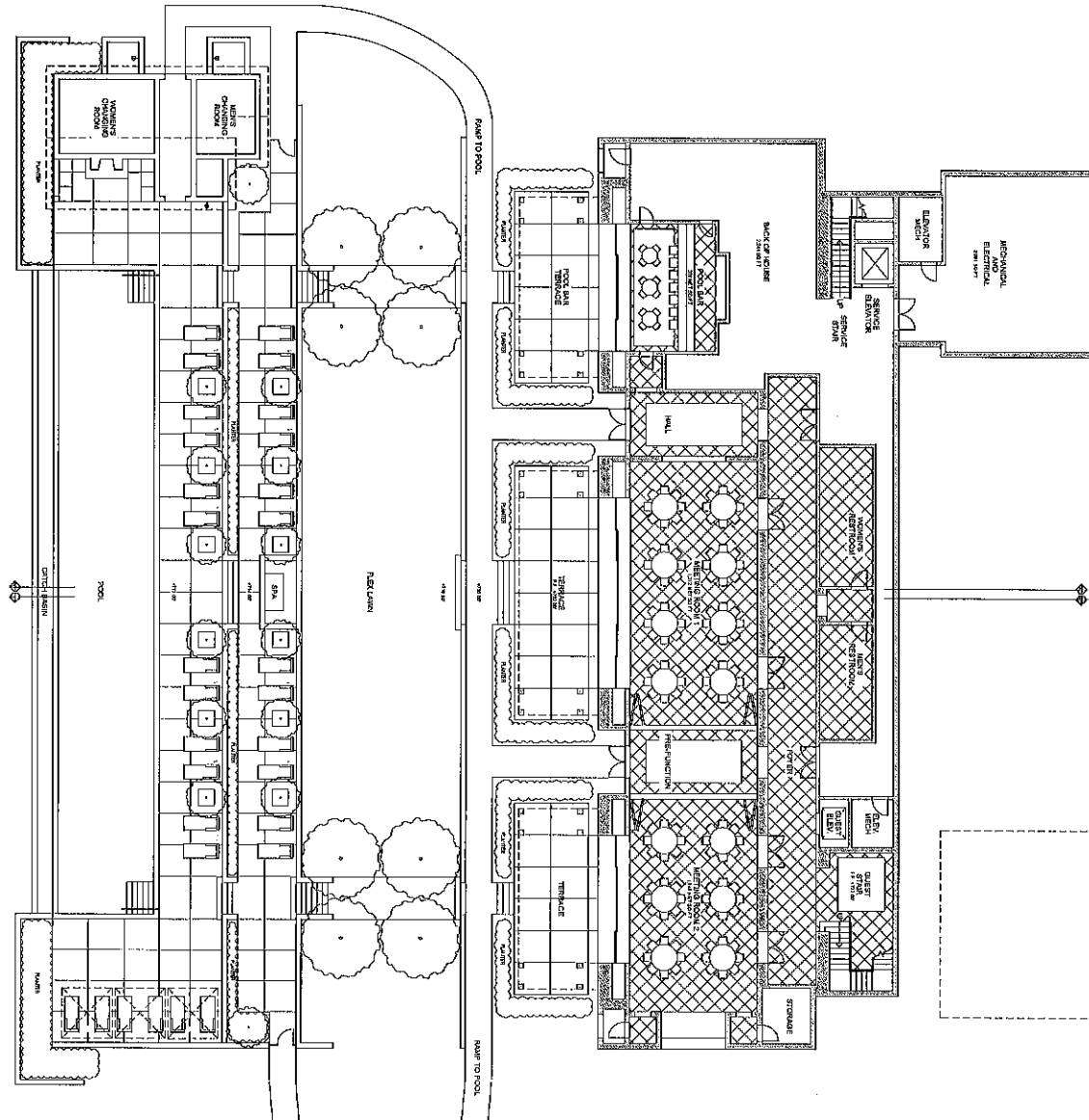
These documents are the property of Backen Gillam Kroeger Architects. Any unauthorized use without the written consent is prohibited by law. Backen Gillam Kroeger Architects disclaims responsibility for the documents if used whole or in part at any other location.

EXTERIOR AREAS - MAIN HOUSE

FIRST FLOOR	2,114 SQ. FT.
COVERED	0 SQ. FT.
UNCOVERED	2,114 SQ. FT.
SECOND	12,943 SQ. FT.
COVERED	8,897 SQ. FT.
UNCOVERED	3,808 SQ. FT.
ROOF TOP	2,821 SQ. FT.
COVERED	1,888 SQ. FT.
UNCOVERED	1,389 SQ. FT.
TOTAL	17,878 SQ. FT.
COVERED	7,072 SQ. FT.
UNCOVERED	10,806 SQ. FT.


POOL AREA	2,238 SQ. FT.
COVERED	2,238 SQ. FT.
UNCOVERED	4,258 SQ. FT.

1 FIRST FLOOR PLAN



GROSS BUILDING AREAS - POOL

FIRST FLOOR	11,132 SQ. FT.
CONDITIONED	9,682 SQ. FT.
UNCONDITIONED	2,098 SQ. FT.
SECOND	11,520 SQ. FT.
CONDITIONED	11,520 SQ. FT.
UNCONDITIONED	0 SQ. FT.
ROOF TOP	1,318 SQ. FT.
CONDITIONED	0 SQ. FT.
UNCONDITIONED	1,318 SQ. FT.
TOTAL	28,970 SQ. FT.
CONDITIONED	20,922 SQ. FT.
UNCONDITIONED	3,408 SQ. FT.



NOT FOR CONSTRUCTION

THE RESORT AT SONOMA COUNTRY INN
KEARNWOOD, CALIFORNIA

BACKEN GILLAM KROEGER
architects

These documents are the property of Backen Gillam Kroeger Architects. Any reproduction, use without the written consent is prohibited by law. Backen Gillam Kroeger Architects disclaims responsibility for the documents if used whole or in part at any other location.

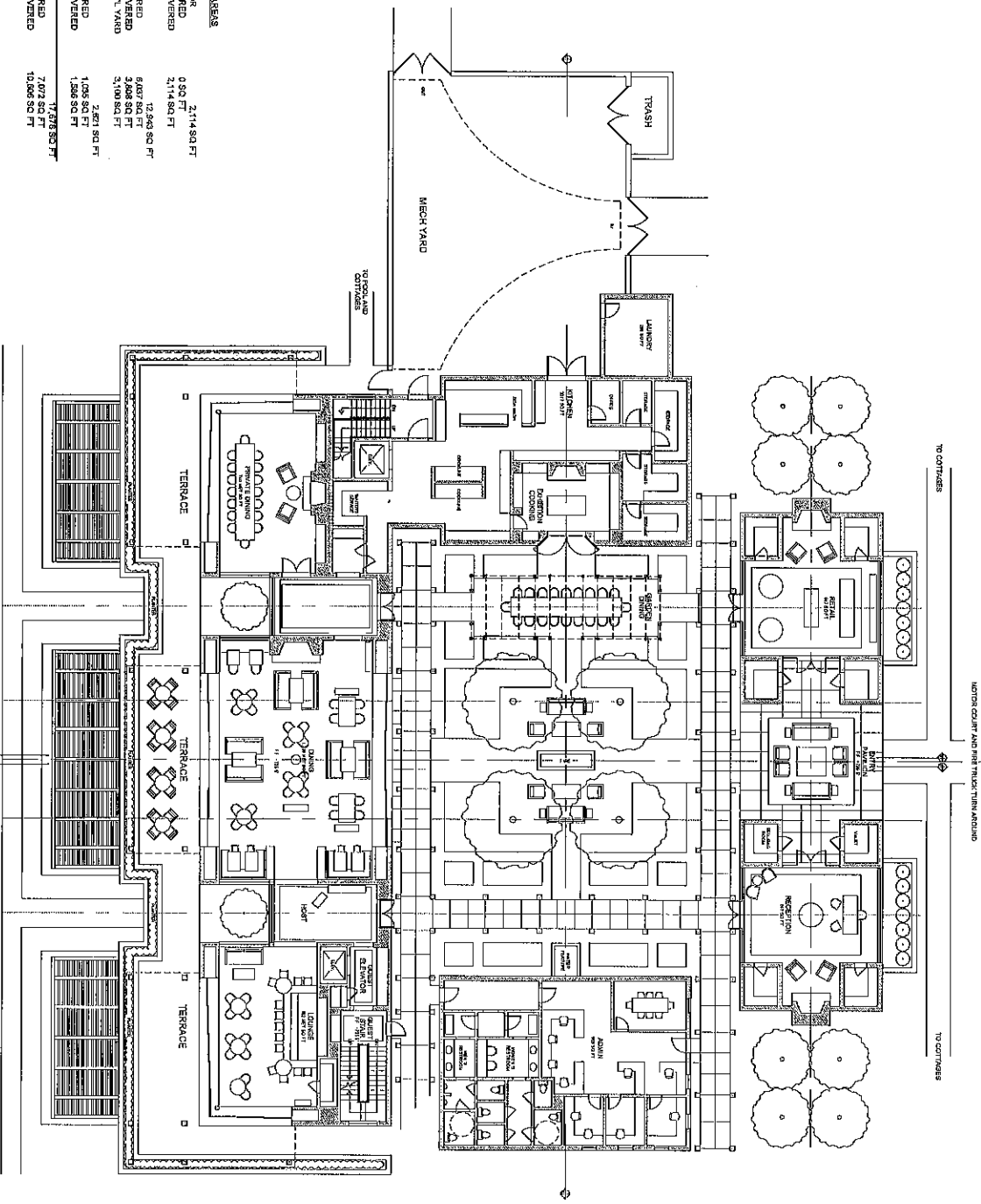
A2.0

SCALE: 3/8" = 1'-0"
FIRST FLOOR PLAN - MAIN HOUSE

EXTERIOR AREAS


FIRST FLOOR	2,114 SQ. FT.
COVERED	0 SQ. FT.
UNCOVERED	2,114 SQ. FT.
SECOND	12,843 SQ. FT.
COVERED	9,847 SQ. FT.
UNCOVERED	3,006 SQ. FT.
MESH YARD	2,190 SQ. FT.
ROOF TOP	2,467 SQ. FT.
COVERED	1,035 SQ. FT.
UNCOVERED	1,432 SQ. FT.
TOTAL	17,978 SQ. FT.
COVERED	7,072 SQ. FT.
UNCOVERED	10,906 SQ. FT.

1 SECOND FLOOR PLAN
A2.1



GRASS BUILDING AREAS

FIRST FLOOR	11,129 SQ. FT.
CONDITIONED	9,132 SQ. FT.
UNCONDITIONED	2,097 SQ. FT.
SECOND	11,820 SQ. FT.
CONDITIONED	11,820 SQ. FT.
UNCONDITIONED	0 SQ. FT.
ROOF TOP	1,378 SQ. FT.
CONDITIONED	0 SQ. FT.
UNCONDITIONED	1,378 SQ. FT.
TOTAL	23,949 SQ. FT.
CONDITIONED	23,949 SQ. FT.
UNCONDITIONED	0 SQ. FT.



A2.1

SCALE 3/32" = 1'-0"
SECOND FLOOR
PLAN - MAIN
HOUSE

FILED	DATE	BY
CHANGED	DATE	BY
ISSUED	DATE	BY
DATE	BY	
DATE	BY	
DATE	BY	

NOT FOR CONSTRUCTION
FOR INFORMATION ONLY

THE RESORT AT
SONOMA COUNTRY INN
KENWOOD, CALIFORNIA

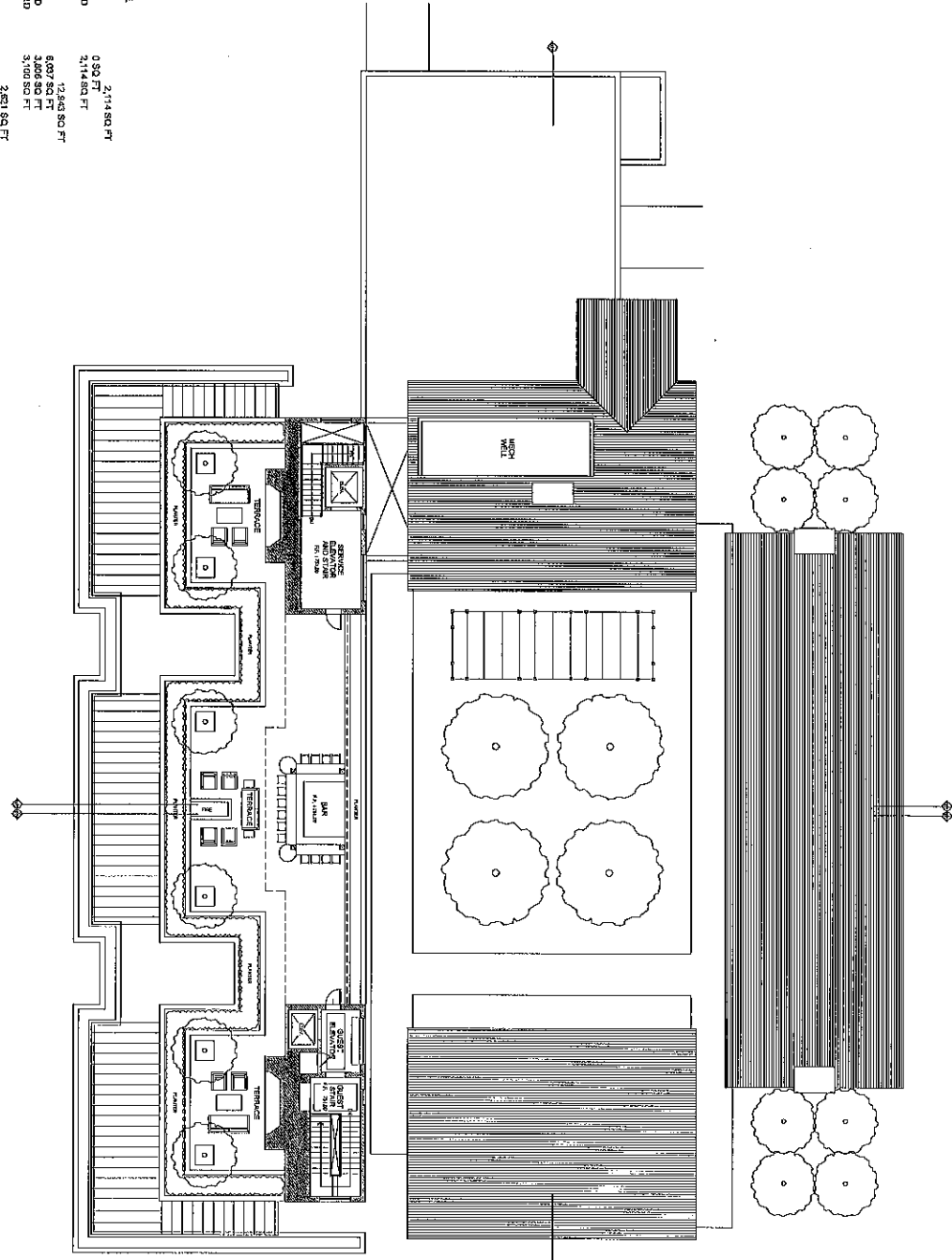
**BACKEN
GILLAM
KROEGER**
architects

These documents are the property of Backen Gillam Kroeger Architects. Any reproduction without the written consent is prohibited by law. Backen Gillam Kroeger Architects disclaims responsibility for any documents if used without its prior approval by other parties.

EXTERIOR AREAS

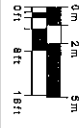
FIRST FLOOR	0.90 SQ FT	2,714 SQ FT
UNCOVERED	2,714 SQ FT	
SECOND FLOOR	10,246 SQ FT	
UNCOVERED	10,246 SQ FT	
MECH'L. YARD	3,100 SQ FT	
ROOF TOP COVERED	1,088 SQ FT	2,811 SQ FT
UNCOVERED	1,586 SQ FT	
TOTAL	17,678 SQ FT	10,806 SQ FT

1 ROOF TOP TERRACE PLAN



GROSS BUILDING AREAS

FIRST FLOOR	11,419 SQ FT
CONDITIONED	9,093 SQ FT
UNCONDITIONED	2,281 SQ FT
SECOND FLOOR	11,524 SQ FT
CONDITIONED	11,524 SQ FT
UNCONDITIONED	0.82 SQ FT
ROOF TOP	2,811 SQ FT
CONDITIONED	1,088 SQ FT
UNCONDITIONED	1,586 SQ FT
TOTAL	23,861 SQ FT
CONDITIONED	20,625 SQ FT
UNCONDITIONED	3,249 SQ FT



NOT FOR CONSTRUCTION

THE RESORT AT SONOMA COUNTRY INN
KENWOOD, CALIFORNIA

BACKEN GILLAM KROEGER
architects


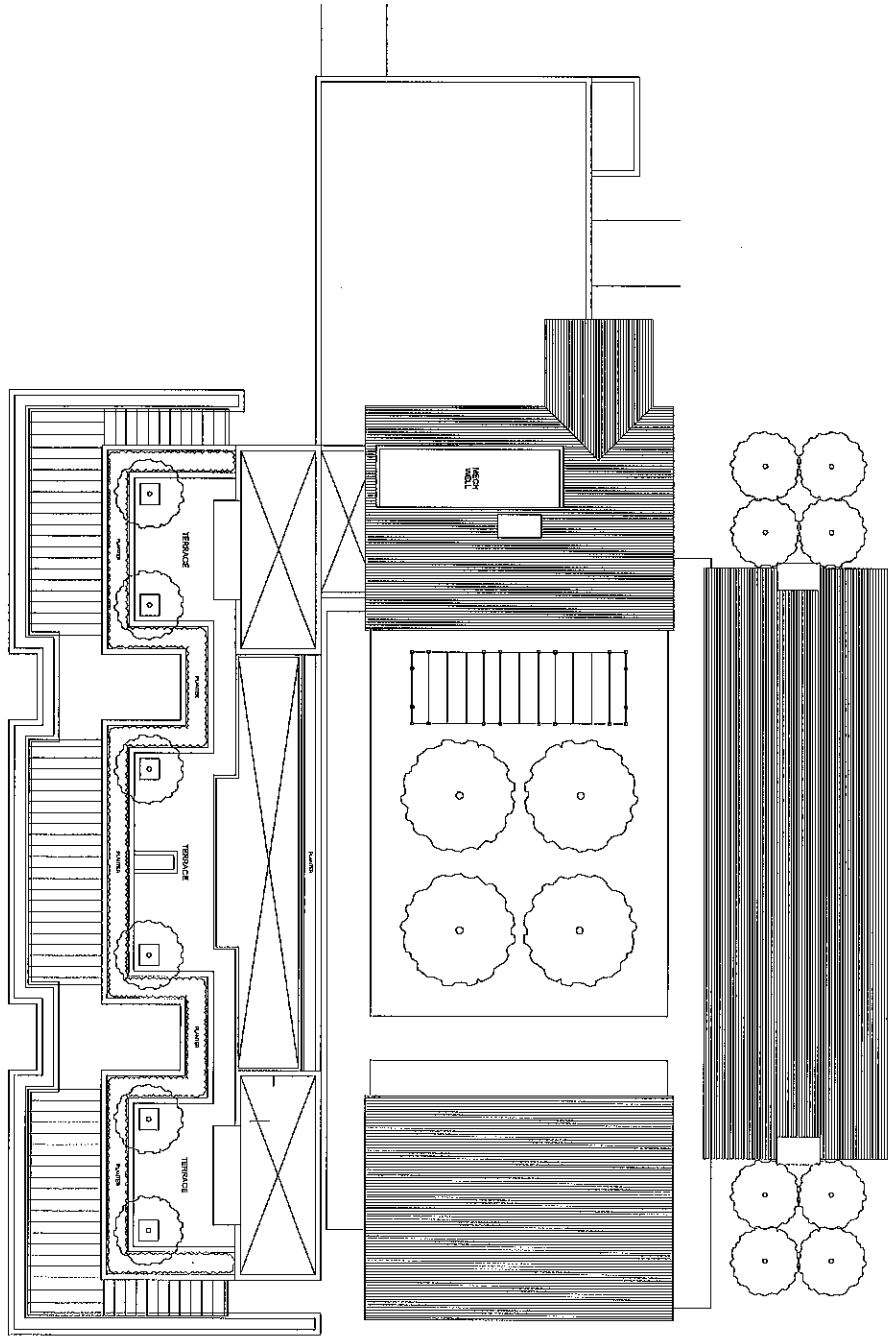
These documents are the property of Backen Gillam Kroeger Architects. Any unauthorized use without the written consent of Backen Gillam Kroeger Architects shall constitute a breach of the contract and the user shall be held responsible for the documents if used whole or in part at any other location.

A2.2

Project Name:	THE RESORT AT SONOMA COUNTRY INN
Client:	THE RESORT AT SONOMA COUNTRY INN
Architect:	BACKEN GILLAM KROEGER ARCHITECTS
Scale:	SCALE: 3/32" = 1'-0"
Date:	
Sheet No.:	
Total Sheets:	
Discipline:	ARCHITECTURE
Room No.:	
Notes:	

1
A2.3

ROOF PLAN



A2.3

SCALE: 3/32" = 1'-0"

ROOF PLAN
MAIN HOUSE

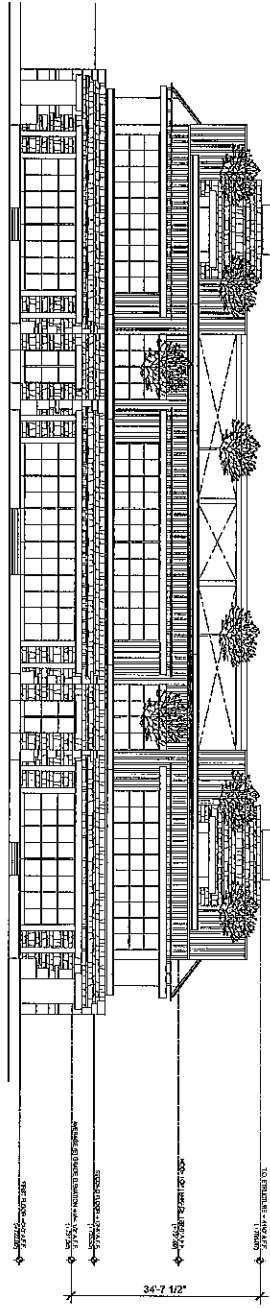
Project Name	THE RESORT AT SONOMA COUNTRY INN
Client	SONOMA COUNTRY INN
Location	KENWOOD, CALIFORNIA
Architect	BACKEN GILLAM KROEGER ARCHITECTS
Scale	3/32" = 1'-0"
Date	03/10/11
Drawn By	SENIL
Checked By	SENIL
Discipline	ARCHITECTURAL
Sheet No.	1
Total Sheets	1

NOT FOR CONSTRUCTION
See construction for details

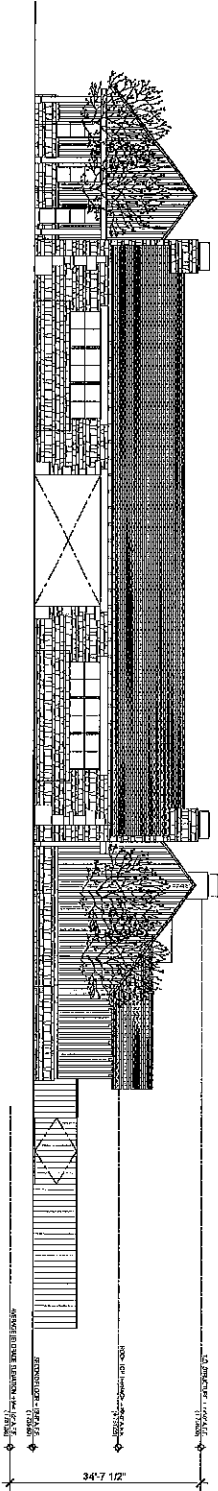
THE RESORT AT
SONOMA COUNTRY INN
KENWOOD, CALIFORNIA

BACKEN
GILLAM
KROEGER
architects

These documents are the property of Backen Gillam Kroeger Architects. Any unauthorized use without the written consent is prohibited by law. Backen Gillam Kroeger Architects disclaims responsibility for the documents if used whole or in part in any other fashion.




1 MAIN HOUSE SOUTH ELEVATION -- AT TERRACES



2 MAIN HOUSE NORTH ELEVATION -- AT ARRIVAL

EXTERIOR MATERIALS
 ROOF: SLATE OR PAINTED CORRUGATED METAL, TYP.
 WALLS: STAINED WOOD BOARD OR LOCAL STONE, TYP.
 FLOORS AND WINDOWS: STEEL WITH LOW REFLECTIVE GLASS, TYP.
 TRELLIS AND PERGOLAS: STAINED WOOD, TYP.



NOT FOR CONSTRUCTION
 Use on site only

THE RESORT AT SONOMA COUNTRY INN
 KENWOOD, CALIFORNIA

BACKEN GILLAM KROEGER
 architects

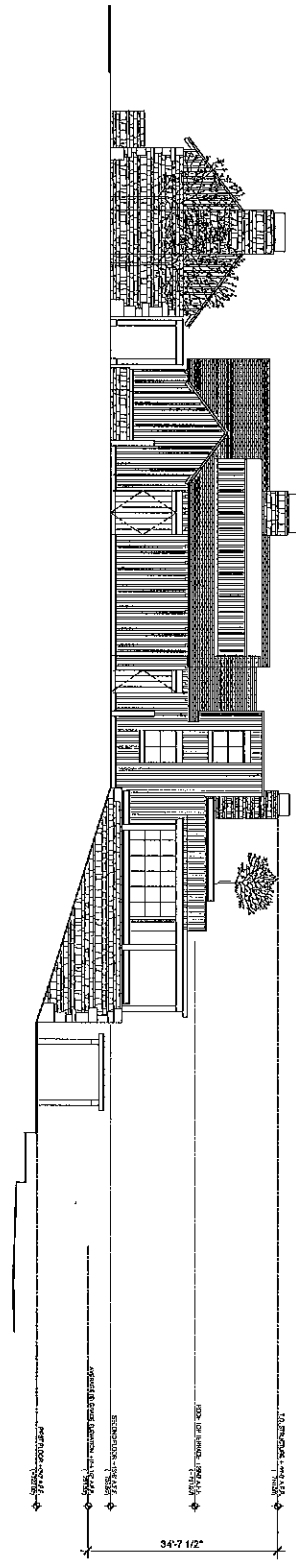
These documents are the property of Backen Gillam Kroeger Architects. Any use without the written consent is prohibited by law. Backen Gillam Kroeger Architects disclaims responsibility for the documents if used whole or in part at any other location.

ELEVATIONS - MAIN HOUSE

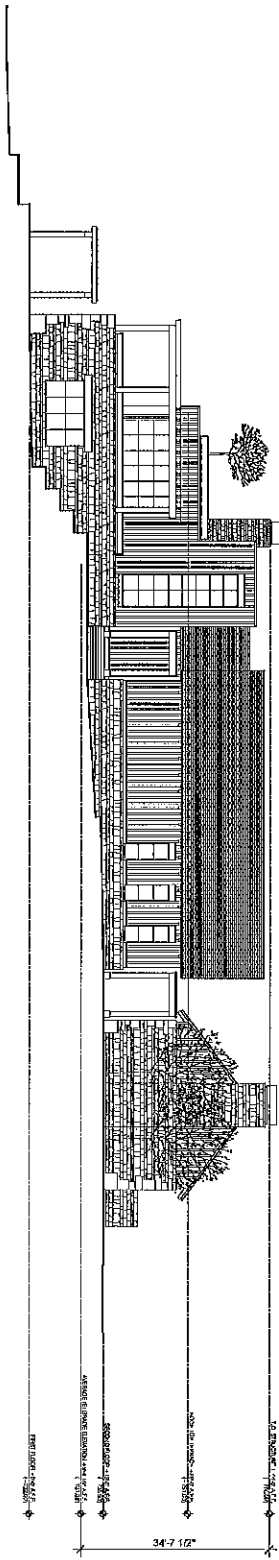
SCALE: 3/32" = 1'-0"

A3.0


1 MAIN HOUSE WEST ELEVATION - AT MECH YARD



2 MAIN HOUSE EAST ELEVATION



EXTERIOR MATERIALS
 ROOF: SLATE OR PAINTED CORRUGATED METAL, TYP.
 WALLS: STAINED WOOD BOARD OR LOCAL STONE, TYP.
 DOORS AND WINDOWS: STEEL WITH LOW REFLECTIVE GLASS, TYP.
 TRILLS AND PERGOLAS: STAINED WOOD, TYP.



NOT FOR CONSTRUCTION
 For Reference Only

THE RESORT AT SONOMA COUNTRY INN
 KENWOOD, CALIFORNIA

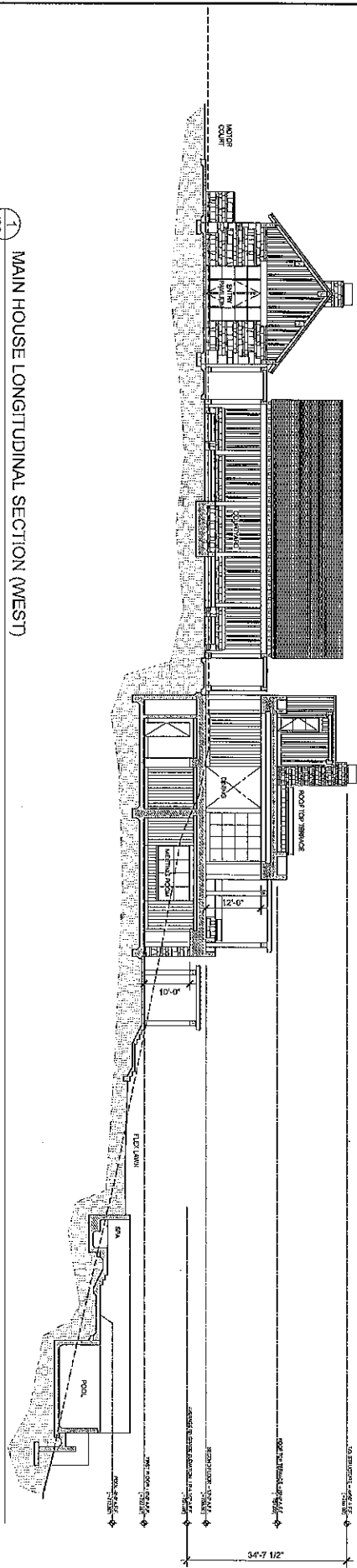
BACKEN GILLAM KROEGER architects

These documents are the property of Backen Gillam Kroeger Architects. Any reproduction without the written consent is prohibited by law. Backen Gillam Kroeger Architects disclaims responsibility for the documents if used whole or in part at any other location.

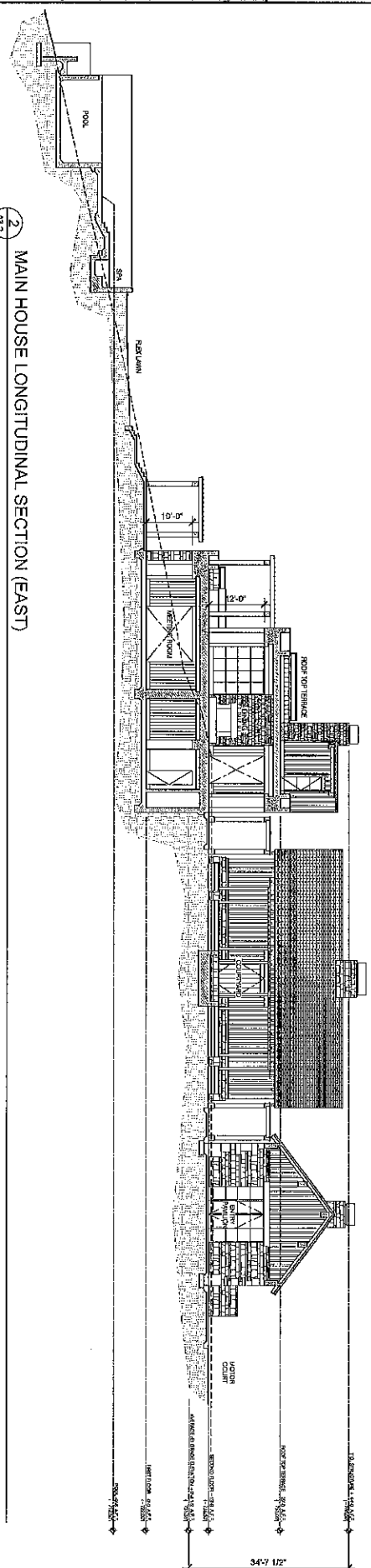
A3.1

SCALE: 3/8" = 1'-0"
 ELEVATIONS - MAIN HOUSE

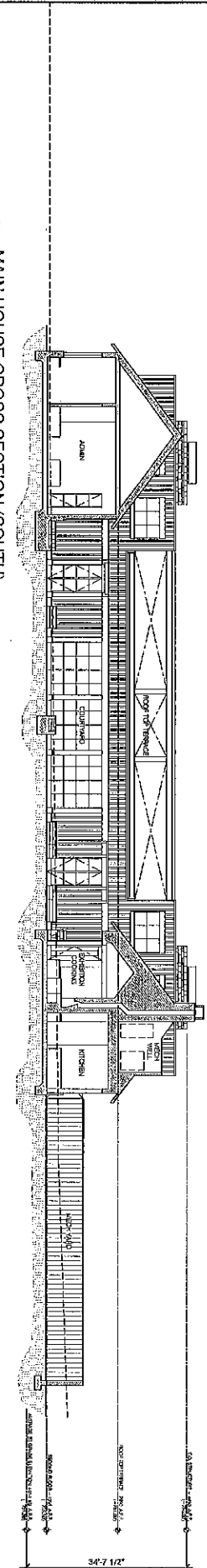
Project No.	02-17-11
Client Name	THE RESORT AT SONOMA COUNTRY INN
Site No.	02-17-11
Sheet No.	02-17-11
Scale	3/8" = 1'-0"
Discipline	ARCHITECTURE
Date	06/30/16
Drawn By	BACKEN GILLAM KROEGER
Checked By	BACKEN GILLAM KROEGER
Approved By	BACKEN GILLAM KROEGER



1 MAIN HOUSE LONGITUDINAL SECTION (WEST)

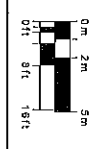


2 MAIN HOUSE LONGITUDINAL SECTION (EAST)



3 MAIN HOUSE CROSS SECTION (SOUTH)

EXTERIOR MATERIALS
 ROOF: SLATE OR PAINTED CORRUGATED METAL, TYP.
 WALLS: STUCCO OR PAINTED CONCRETE, TYP.
 FLOORS: POLISHED CONCRETE, TYP.
 DOORS AND WINDOWS: STEEL WITH LOW REFLECTIVE GLASS, TYP.
 TRELLIS AND PERGOLAS: STAINED WOOD, TYP.



A3.2

SCALE: 1/8" = 1'-0"

SECTIONS - MAIN HOUSE

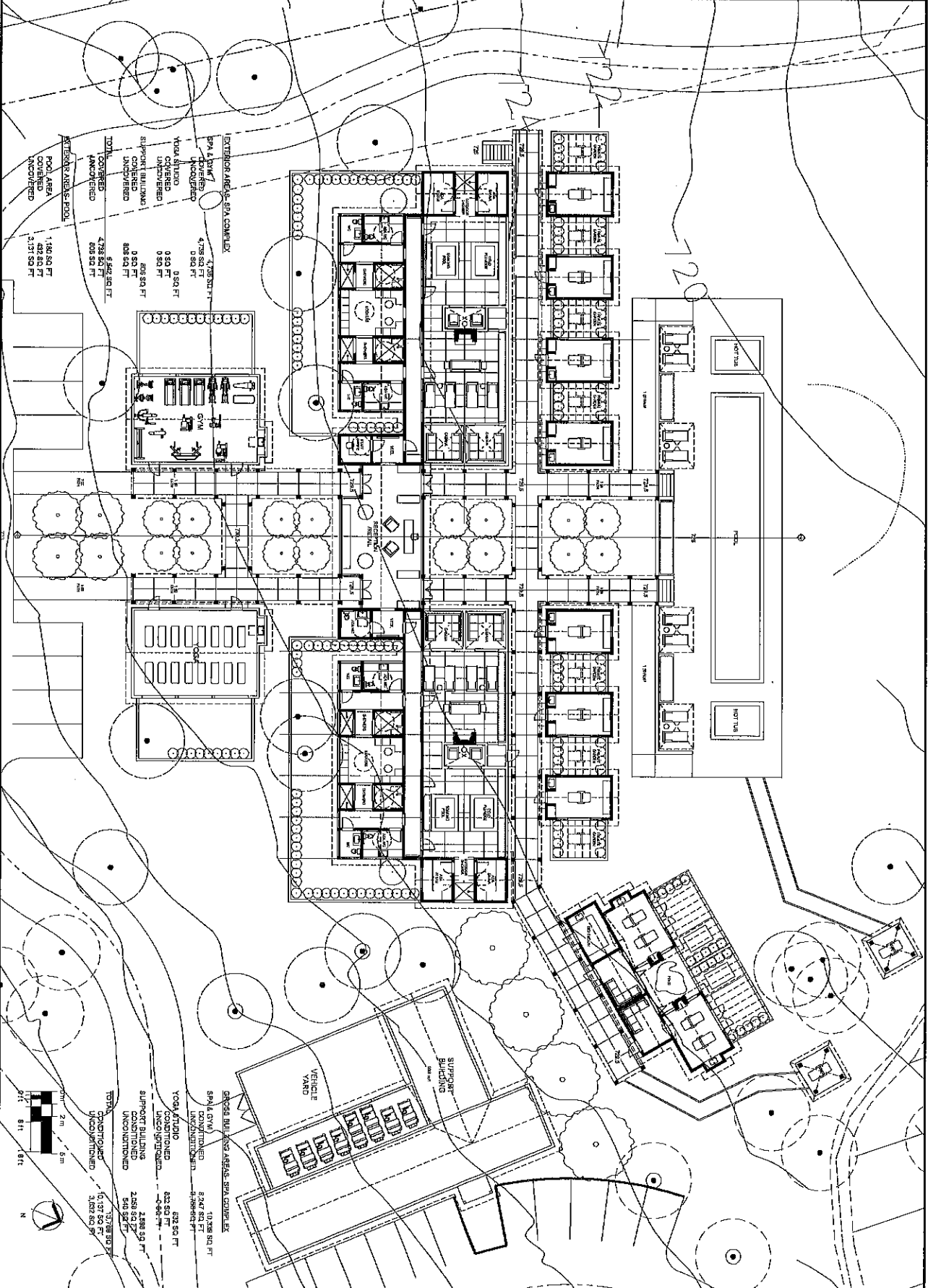
NO.	REVISION	DATE	BY	CHKD.

NOT FOR CONSTRUCTION
 See Schedule for details

THE RESORT AT SONOMA COUNTRY INN
 KENWOOD, CALIFORNIA

BACKEN GILLAM KROEGER
 architects

These documents are the property of Backen Gillam Kroeger Architects. Any unauthorized use without the written consent is prohibited by law. Backen Gillam Kroeger Architects disclaims responsibility for the appropriateness of use of these documents at any other location.



S1

SPA PLAN

3/22/11

NO.	DATE	DESCRIPTION
1	3/22/11	ISSUED FOR PERMITS
2	3/22/11	ISSUED FOR CONSTRUCTION
3	3/22/11	ISSUED FOR RECORD
4	3/22/11	ISSUED FOR RECORD
5	3/22/11	ISSUED FOR RECORD
6	3/22/11	ISSUED FOR RECORD
7	3/22/11	ISSUED FOR RECORD
8	3/22/11	ISSUED FOR RECORD
9	3/22/11	ISSUED FOR RECORD
10	3/22/11	ISSUED FOR RECORD
11	3/22/11	ISSUED FOR RECORD
12	3/22/11	ISSUED FOR RECORD
13	3/22/11	ISSUED FOR RECORD
14	3/22/11	ISSUED FOR RECORD
15	3/22/11	ISSUED FOR RECORD
16	3/22/11	ISSUED FOR RECORD
17	3/22/11	ISSUED FOR RECORD
18	3/22/11	ISSUED FOR RECORD
19	3/22/11	ISSUED FOR RECORD
20	3/22/11	ISSUED FOR RECORD
21	3/22/11	ISSUED FOR RECORD
22	3/22/11	ISSUED FOR RECORD
23	3/22/11	ISSUED FOR RECORD
24	3/22/11	ISSUED FOR RECORD
25	3/22/11	ISSUED FOR RECORD
26	3/22/11	ISSUED FOR RECORD
27	3/22/11	ISSUED FOR RECORD
28	3/22/11	ISSUED FOR RECORD
29	3/22/11	ISSUED FOR RECORD
30	3/22/11	ISSUED FOR RECORD
31	3/22/11	ISSUED FOR RECORD
32	3/22/11	ISSUED FOR RECORD
33	3/22/11	ISSUED FOR RECORD
34	3/22/11	ISSUED FOR RECORD
35	3/22/11	ISSUED FOR RECORD
36	3/22/11	ISSUED FOR RECORD
37	3/22/11	ISSUED FOR RECORD
38	3/22/11	ISSUED FOR RECORD
39	3/22/11	ISSUED FOR RECORD
40	3/22/11	ISSUED FOR RECORD
41	3/22/11	ISSUED FOR RECORD
42	3/22/11	ISSUED FOR RECORD
43	3/22/11	ISSUED FOR RECORD
44	3/22/11	ISSUED FOR RECORD
45	3/22/11	ISSUED FOR RECORD
46	3/22/11	ISSUED FOR RECORD
47	3/22/11	ISSUED FOR RECORD
48	3/22/11	ISSUED FOR RECORD
49	3/22/11	ISSUED FOR RECORD
50	3/22/11	ISSUED FOR RECORD
51	3/22/11	ISSUED FOR RECORD
52	3/22/11	ISSUED FOR RECORD
53	3/22/11	ISSUED FOR RECORD
54	3/22/11	ISSUED FOR RECORD
55	3/22/11	ISSUED FOR RECORD
56	3/22/11	ISSUED FOR RECORD
57	3/22/11	ISSUED FOR RECORD
58	3/22/11	ISSUED FOR RECORD
59	3/22/11	ISSUED FOR RECORD
60	3/22/11	ISSUED FOR RECORD
61	3/22/11	ISSUED FOR RECORD
62	3/22/11	ISSUED FOR RECORD
63	3/22/11	ISSUED FOR RECORD
64	3/22/11	ISSUED FOR RECORD
65	3/22/11	ISSUED FOR RECORD
66	3/22/11	ISSUED FOR RECORD
67	3/22/11	ISSUED FOR RECORD
68	3/22/11	ISSUED FOR RECORD
69	3/22/11	ISSUED FOR RECORD
70	3/22/11	ISSUED FOR RECORD
71	3/22/11	ISSUED FOR RECORD
72	3/22/11	ISSUED FOR RECORD
73	3/22/11	ISSUED FOR RECORD
74	3/22/11	ISSUED FOR RECORD
75	3/22/11	ISSUED FOR RECORD
76	3/22/11	ISSUED FOR RECORD
77	3/22/11	ISSUED FOR RECORD
78	3/22/11	ISSUED FOR RECORD
79	3/22/11	ISSUED FOR RECORD
80	3/22/11	ISSUED FOR RECORD
81	3/22/11	ISSUED FOR RECORD
82	3/22/11	ISSUED FOR RECORD
83	3/22/11	ISSUED FOR RECORD
84	3/22/11	ISSUED FOR RECORD
85	3/22/11	ISSUED FOR RECORD
86	3/22/11	ISSUED FOR RECORD
87	3/22/11	ISSUED FOR RECORD
88	3/22/11	ISSUED FOR RECORD
89	3/22/11	ISSUED FOR RECORD
90	3/22/11	ISSUED FOR RECORD
91	3/22/11	ISSUED FOR RECORD
92	3/22/11	ISSUED FOR RECORD
93	3/22/11	ISSUED FOR RECORD
94	3/22/11	ISSUED FOR RECORD
95	3/22/11	ISSUED FOR RECORD
96	3/22/11	ISSUED FOR RECORD
97	3/22/11	ISSUED FOR RECORD
98	3/22/11	ISSUED FOR RECORD
99	3/22/11	ISSUED FOR RECORD
100	3/22/11	ISSUED FOR RECORD

NOT FOR CONSTRUCTION

FOR PERMITS ONLY

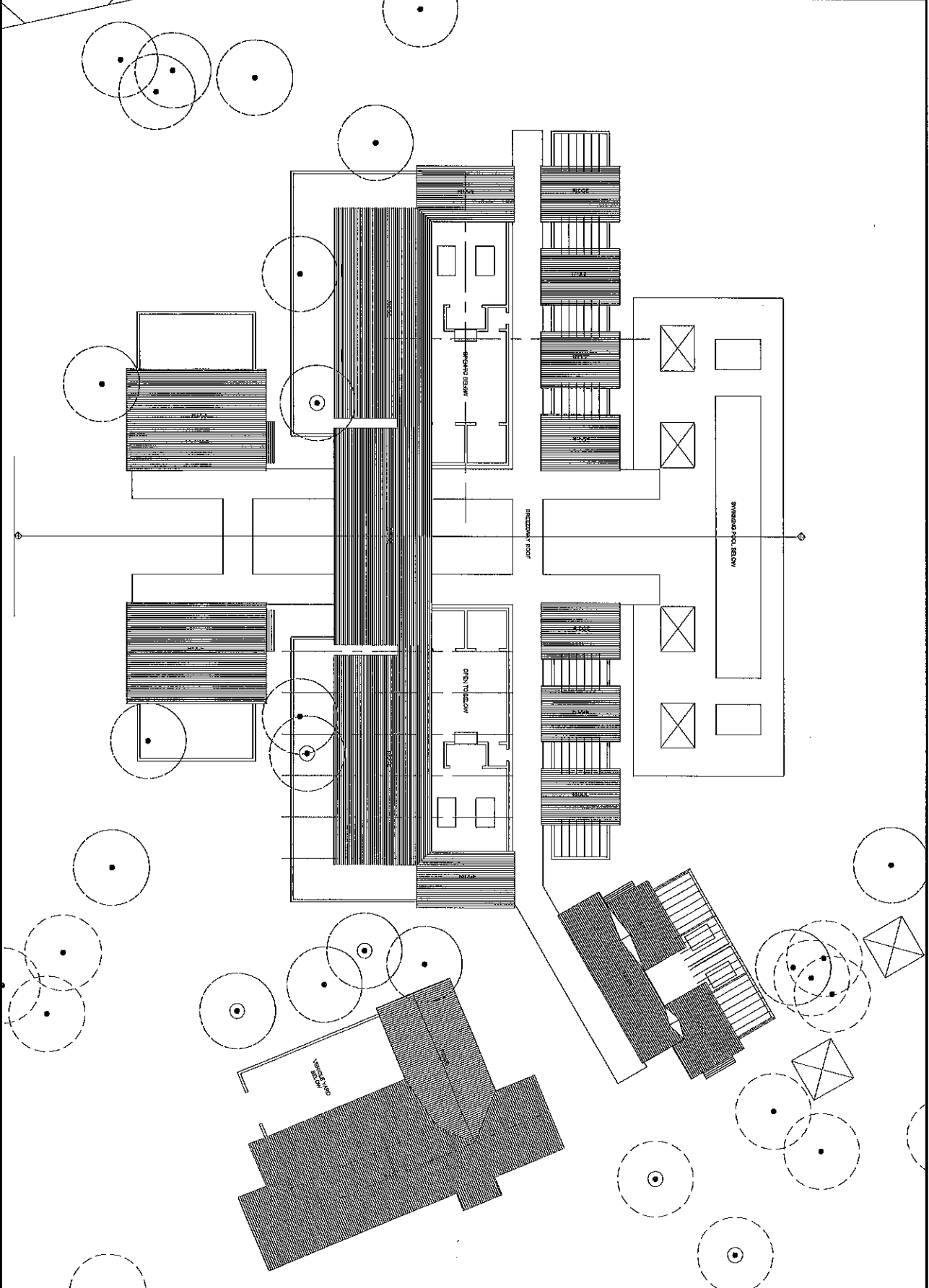
THE RESORT AT SONOMA COUNTRY INN

KENWOOD, CALIFORNIA

BACKEN GILLAM KROEGER

architects

These documents are the property of Backen Gillam Kroeger Architects. Any reproduction or use without the express consent is prohibited by law. Backen Gillam Kroeger Architects disclaims responsibility for the documents if used which are by itself any other location.



S2

SPA ROOF PLAN
 3/27/11 TYP

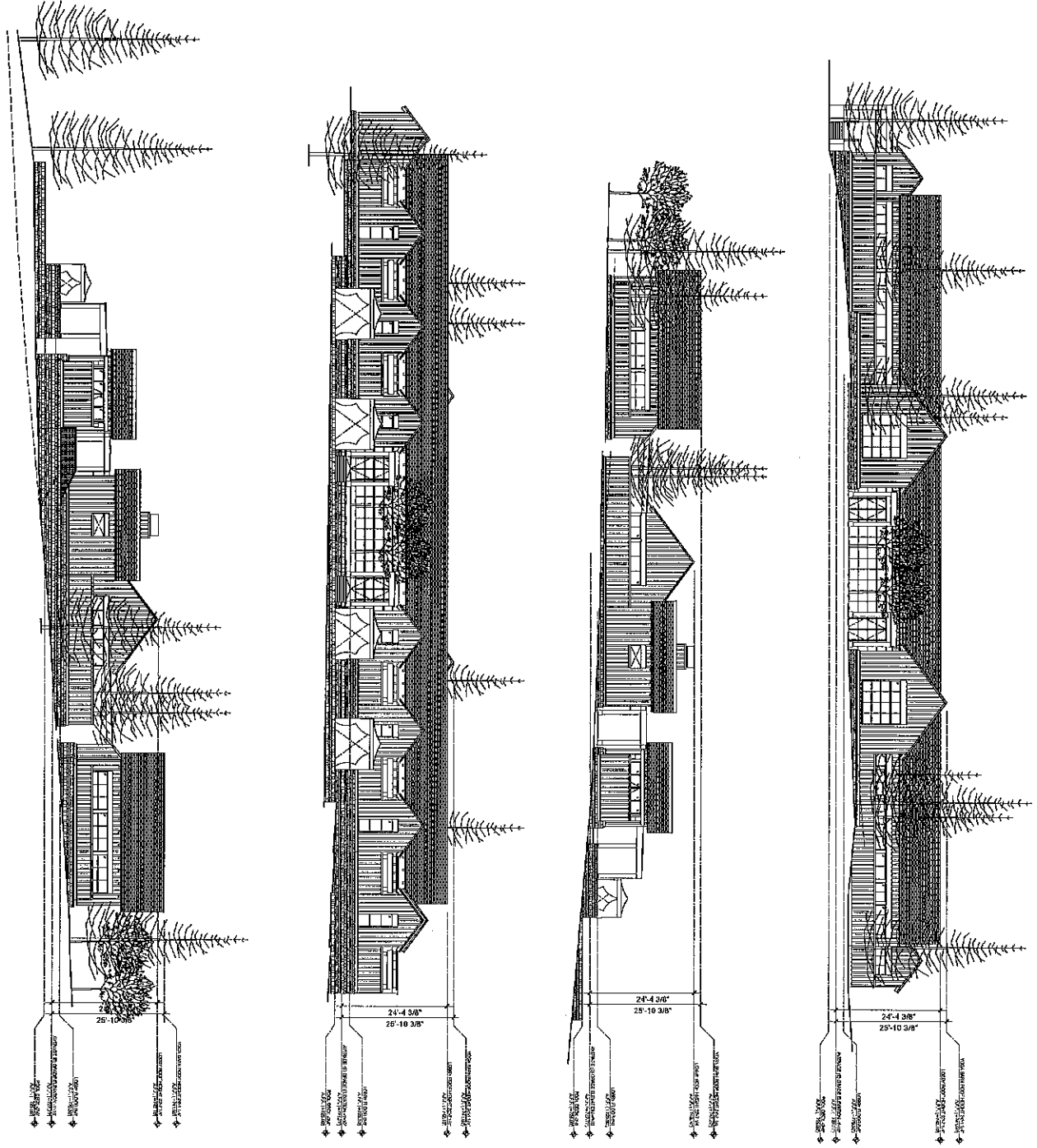
Project No.	441
Client	THE RESORT AT SONOMA COUNTRY INN
Project Name	SPA ROOF PLAN
Architect	BACKEN GILLAM KROEGER ARCHITECTS
Scale	AS SHOWN
Date	3/27/11
Drawn By	JK
Checked By	JK
Project Manager	JK
Architect	JK
Scale	AS SHOWN
Date	3/27/11

NOT FOR CONSTRUCTION
 10/11/2011 10:00 AM

THE RESORT AT
 SONOMA COUNTRY INN
 KENWOOD, CALIFORNIA

BACKEN
 GILLAM
 KROEGER
 architects

This document is the property of BACKEN GILLAM KROEGER architects. Any reproduction without the written consent is prohibited by BACKEN GILLAM KROEGER architects. We accept no responsibility for the documents if used where or in part at any other location.



S3

SPA
ELEVATIONS
SCALE: 1/4\"/>

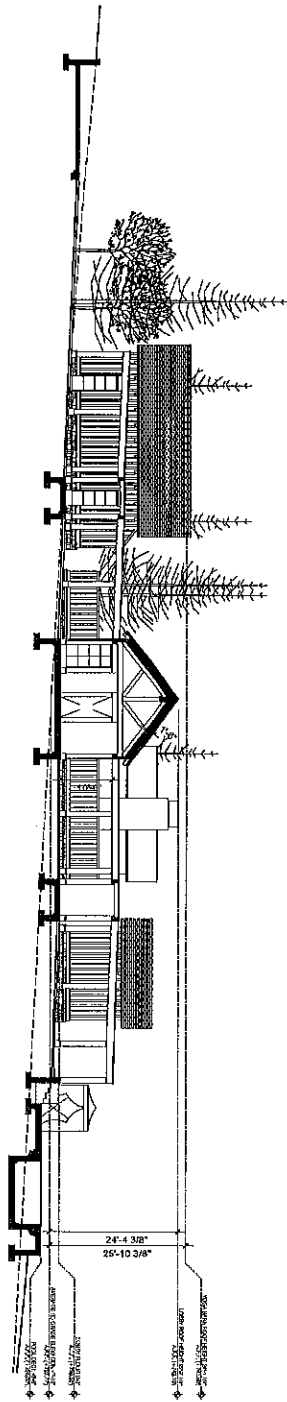
Project No.	111111
Project Name	THE RESORT AT SONOMA COUNTRY INN
Architect	BACKEN GILLAM KROEGER ARCHITECTS
Client	SONOMA COUNTRY INN
Site	111111
Scale	1/4\"/>

NOT FOR CONSTRUCTION
DATE: 11/11/11

THE RESORT AT
SONOMA COUNTRY INN
KENWOOD, CALIFORNIA

BACKEN
GILLAM
KROEGER
ARCHITECTS

These documents are the property of Backen Gillam Kroeger Architects. Any unauthorized use without the express consent is prohibited by law. Backen Gillam Kroeger Architects declines responsibility for the documents if reproduced or copied in any other location.



S4

SPA SECTIONS
 3/28/11 1:42"

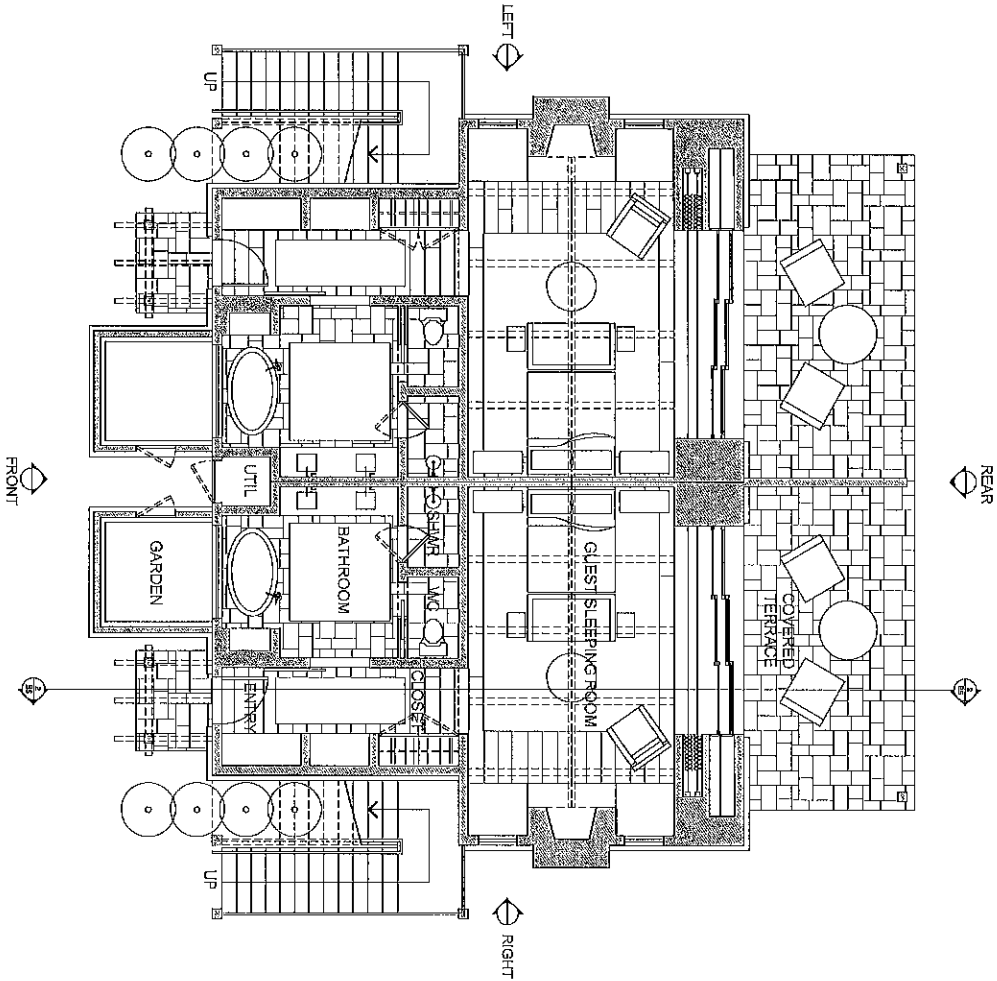
Project No.	11-001
Client	SONOMA COUNTRY INN
Architect	BACKEN GILLAM KROEGER ARCHITECTS
Scale	1/4" = 1'-0"
Date	3/28/11
Drawn by	JK
Checked by	JK
Project Name	SONOMA COUNTRY INN
Section No.	S4

NOT FOR CONSTRUCTION
 See Project No. 11-001

THE RESORT AT
 SONOMA COUNTRY INN
 KENWOOD, CALIFORNIA

BACKEN
 GILLAM
 KROEGER
 architects

These documents are the property of Backen Gillam Kroeger Architects. Any unauthorized use without the written consent is prohibited by law. Backen Gillam Kroeger Architects disclaims responsibility for the statements or omissions which appear in any other location.



BUILDING AREAS
 INTERIOR
 UNCONDITIONED 3287 SQ. FT.
 UNCONDITIONED 368 SQ. FT.
 EXTERIOR
 COVERED 812 SQ. FT.
 UNCOVERED 817 SQ. FT.

B1

UNIT TYPE B
 FIRST
 FLOOR PLAN
 SCALE: 1/8"=1'-0"


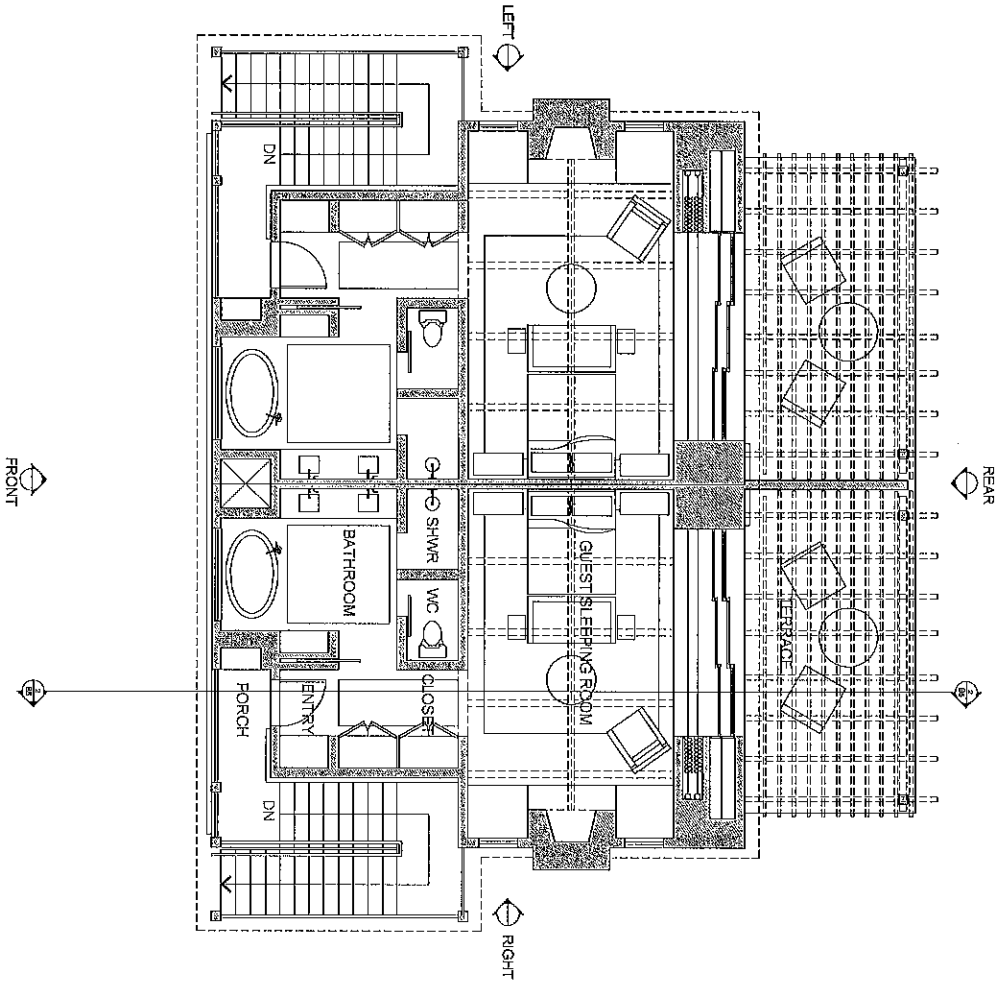
PROJECT	THE RESORT AT SONOMA COUNTRY INN
DATE	03/14/11
DESIGNED BY	BACKEN GILLAM KROEGER ARCHITECTS
CHECKED BY	BACKEN GILLAM KROEGER ARCHITECTS
DATE	03/14/11
SCALE	1/8"=1'-0"

NOT FOR CONSTRUCTION
 An extension of the

THE RESORT AT
 SONOMA COUNTRY INN
 KENWOOD, CALIFORNIA

BACKEN
 GILLAM
 KROEGER
 architects

These documents are the property of Backen Gillam Kroeger Architects. Any unauthorized use without the written consent is prohibited by law. Backen Gillam Kroeger Architects disclaims responsibility for the accuracy of these drawings or any other location.



B2

SCALE: 1/8"=1'-0"

UNIT TYPE B
 SECOND
 FLOOR PLAN

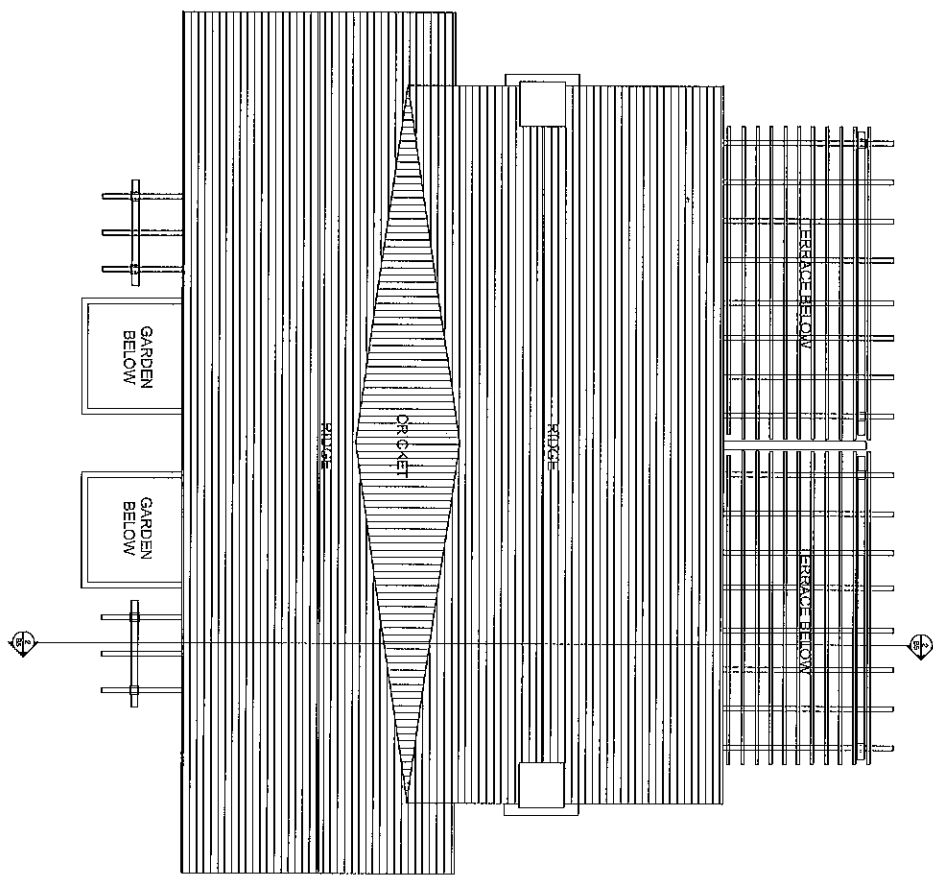
Project Name	THE RESORT AT SONOMA COUNTRY INN
Client	SONOMA COUNTRY INN
Architect	BACKEN GILLAM KROEGER ARCHITECTS
Designer	DAVID L. KROEGER
Date	02/21/10
Sheet	0202-02B/UNIT B
Drawn by	DAVID L. KROEGER
Checked by	DAVID L. KROEGER
Scale	1/8"=1'-0"
Notes	

NOT FOR CONSTRUCTION
 For Construction Use Only

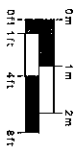
THE RESORT AT
 SONOMA COUNTRY INN
 KENWOOD, CALIFORNIA

BACKEN
 GILLAM
 KROEGER
 architects

These documents are the property of Backen Gillam Kroeger Architects. Any unauthorized use without the written consent is prohibited by law. Backen Gillam Kroeger Architects disclaims responsibility for the documents if used whole or in part at any other location.



EXTERIOR MATERIALS
 ROOF: SLATE OR PAINTED CORRUGATED METAL, TYP.
 TERRACE AND PERGOLAS: STAINED WOOD, TYP.



NOT FOR CONSTRUCTION
 For Information Only

THE RESORT AT
 SONOMA COUNTRY INN
 KENWOOD, CALIFORNIA

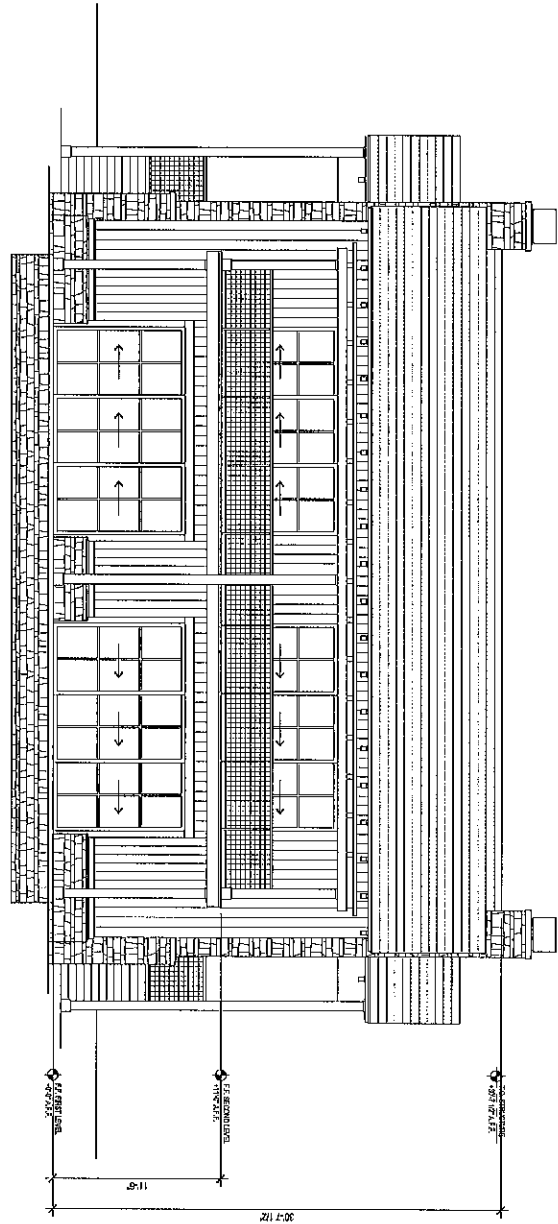
BACKEN
 GILLAM
 KROEGER
 architects

This document is the property of Backen GILLAM KROEGER ARCHITECTS. Any unauthorized use without the written consent is prohibited by law. Backen GILLAM KROEGER ARCHITECTS disclaims responsibility for the information & error which is a part of this office's records.

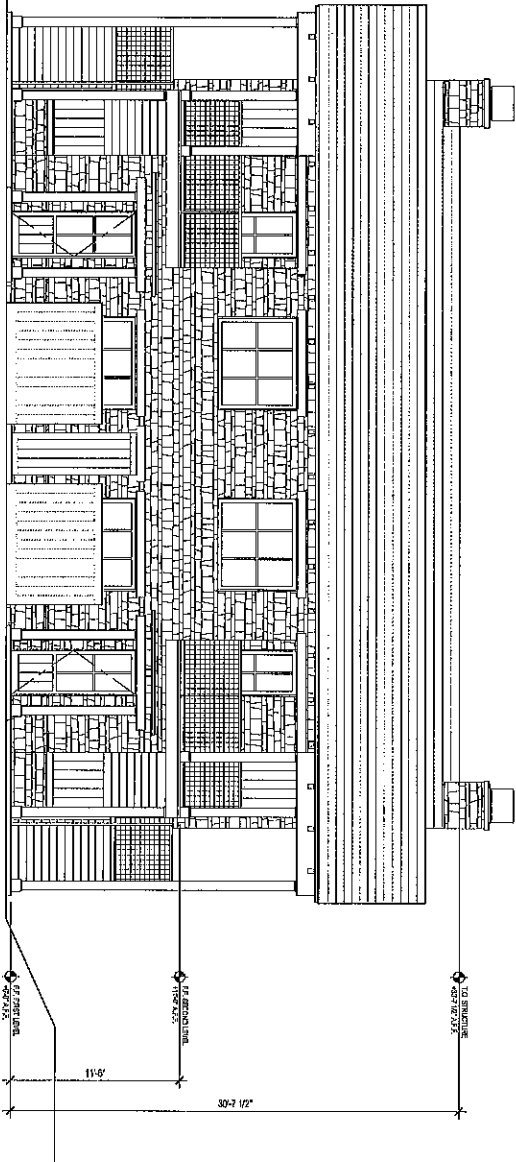
B3

UNIT TYPE B
 ROOF PLAN
 SCALE: 1/4"=1'-0"

Project No.	2011-001
Client	THE RESORT AT SONOMA COUNTRY INN
Architect	BACKEN GILLAM KROEGER ARCHITECTS
Scale	1/4"=1'-0"
Date	02/15/11
Drawn by	ARCHITECT
Checked by	ARCHITECT
Designed by	ARCHITECT
Project No.	2011-001
Client	THE RESORT AT SONOMA COUNTRY INN
Architect	BACKEN GILLAM KROEGER ARCHITECTS
Scale	1/4"=1'-0"
Date	02/15/11
Drawn by	ARCHITECT
Checked by	ARCHITECT
Designed by	ARCHITECT
Project No.	2011-001
Client	THE RESORT AT SONOMA COUNTRY INN
Architect	BACKEN GILLAM KROEGER ARCHITECTS
Scale	1/4"=1'-0"
Date	02/15/11
Drawn by	ARCHITECT
Checked by	ARCHITECT
Designed by	ARCHITECT



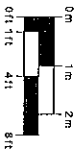
1 REAR EXTERIOR ELEVATION



2 FRONT EXTERIOR ELEVATION

EXTERIOR MATERIALS

- ROOF: SLATE OR PAINTED CORRUGATED METAL, TYP.
- WALLS: STAINED WOOD BOARD OR LOCAL STONE, TYP.
- TRIM AND ARCHES: STEEL WITH LOW REFLECTIVE GLASS, TYP.
- SCREENS AND SHUTTERS: STAINED WOOD, TYP.
- FENCES: STAINED WOOD, TYP.



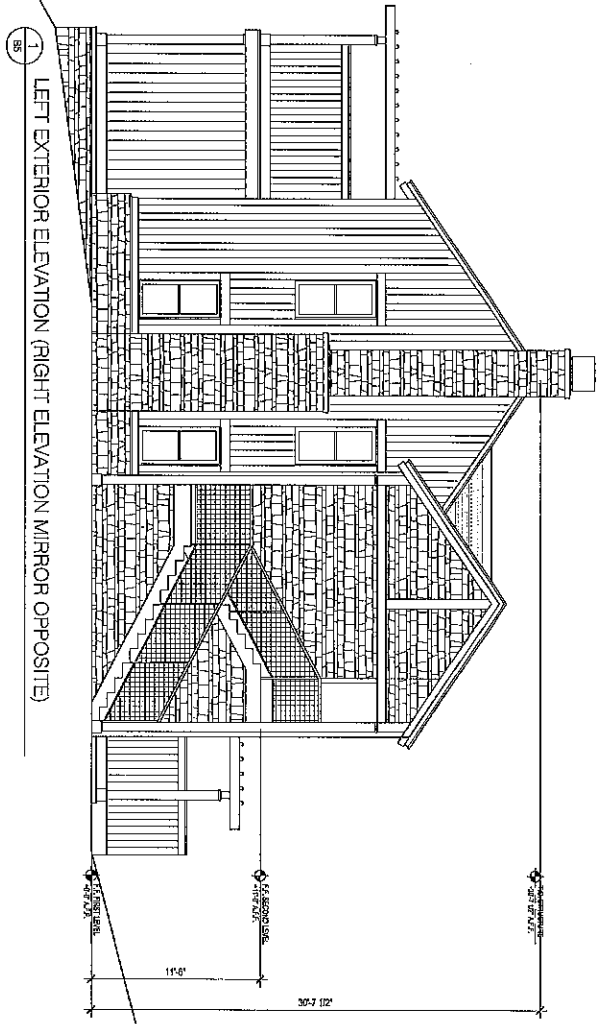
NOT FOR CONSTRUCTION

THE RESORT AT SONOMA COUNTRY INN
KENWOOD, CALIFORNIA

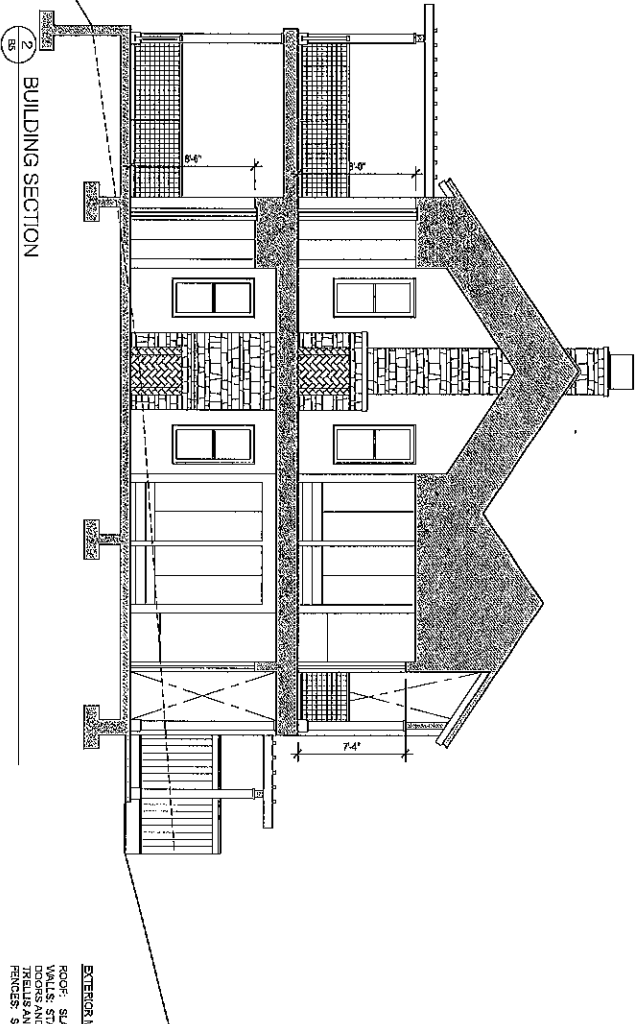
BACKEN GILLAM KROEGER architects

These documents are the property of Backen Gillam Kroeger Architects. Any reproduction or use without their written consent is prohibited by law. Backen Gillam Kroeger Architects disclaims any responsibility for the documents if used whole or in part at any later date.

SCALE: 1/8"=1'-0"
UNIT TYPE B ELEVATIONS
B4

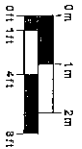


1 LEFT EXTERIOR ELEVATION (RIGHT ELEVATION MIRROR OPPOSITE)



2 BUILDING SECTION

EXTERIOR MATERIALS
 ROOF: SLATE OR PAINTED CORRUGATED METAL, TYP.
 WALLS: STAINED WOOD BOARD OR LOCAL STONE, TYP.
 DOORS AND WINDOWS: STEEL WITH LOW REFLECTIVE GLASS, TYP.
 FENCES: STAINED WOOD, TYP.



SCALE 1/8"=1'-0"

UNIT TYPE B
 ELEVATION
 AND SECTION

Project No.	6397553
Client	THE RESORT AT SONOMA COUNTRY INN
Location	KENWOOD, CALIFORNIA
Phase	CONSTRUCTION
Date	09/15/16

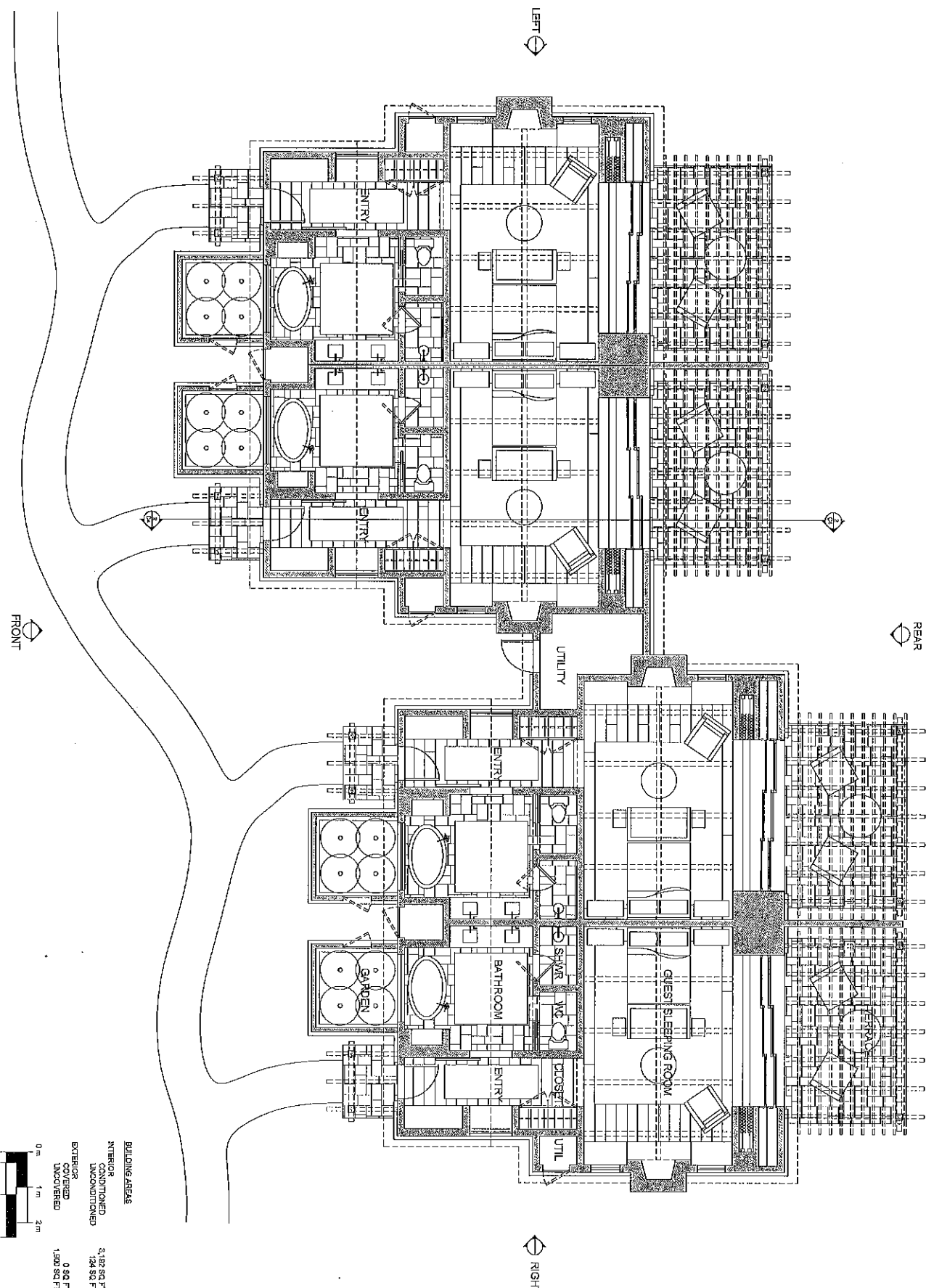
NOT FOR CONSTRUCTION
 An unapproved copy

THE RESORT AT
 SONOMA COUNTRY INN
 KENWOOD, CALIFORNIA

BACKEN
 GILLAM
 KROEGER
 architects

These documents are the property of Backen Gillam Kroeger Architects. Any unauthorized use, without the written consent is prohibited by law. Backen Gillam Kroeger Architects disclaims any responsibility for the documents if used outside of its print at any other location.

BS



BUILDING AREAS

INTERIOR UNCONDITIONED	5,199 SQ FT
EXTERIOR UNCONDITIONED	124 SQ FT
EXTERIOR COVERED	0 SQ FT
EXTERIOR UNCOVERED	1,300 SQ FT

C1

SCALE: 1/4"=1'-0"
 UNIT TYPE C
 PLAN

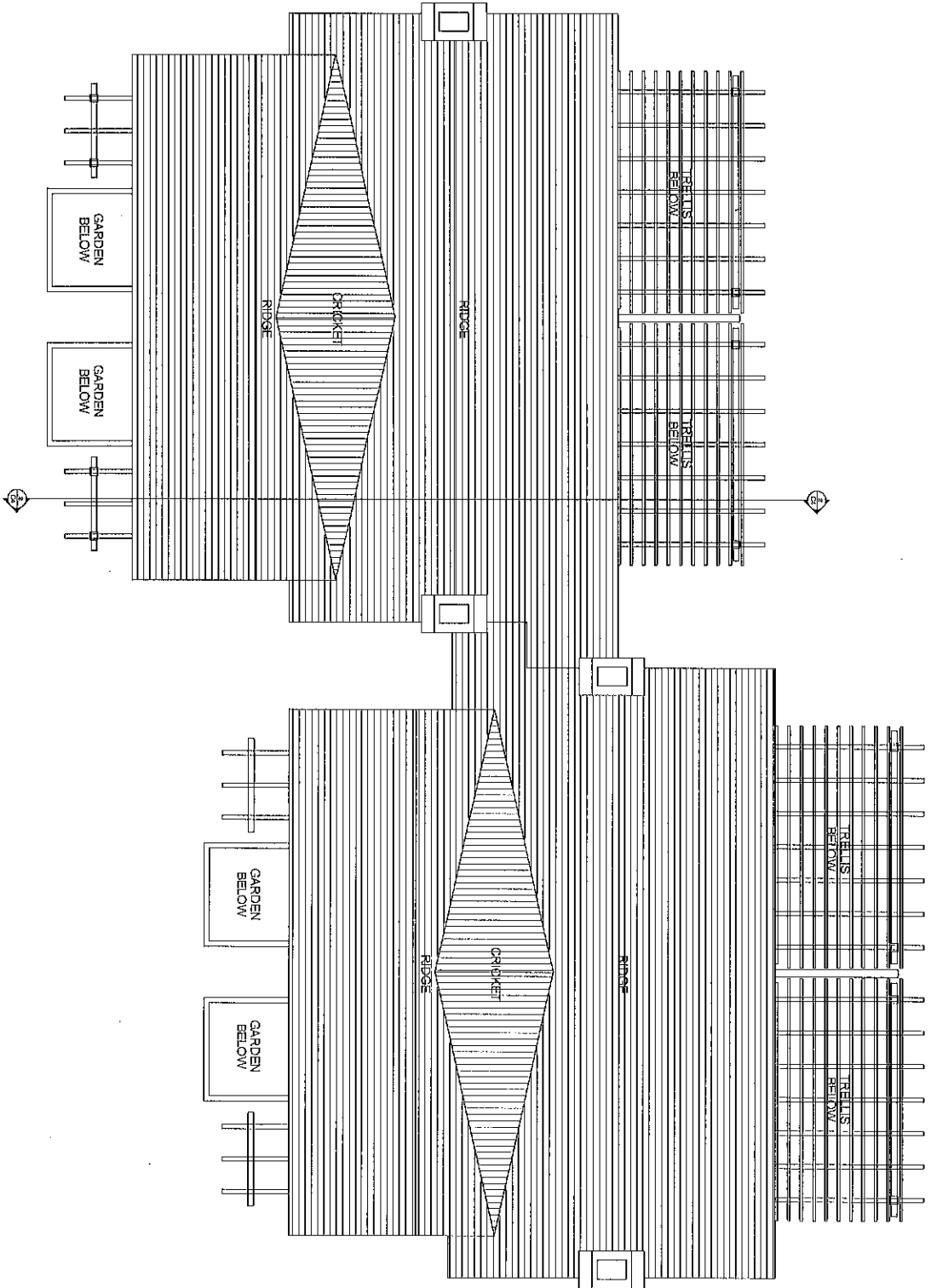
Project Name	THE RESORT AT SONOMA COUNTRY INN
Client	SONOMA COUNTRY INN
Architect	BACKEN GILLAM KROEGER ARCHITECTS
Scale	1/4"=1'-0"
Date	02/20/11
Drawn By	DAVID BARNETT
Checked By	DAVID BARNETT
Scale	1/4"=1'-0"
Date	02/20/11

NOT FOR CONSTRUCTION
 An extension of the contract documents


THE RESORT AT SONOMA COUNTRY INN
 KENWOOD, CALIFORNIA

BACKEN GILLAM KROEGER
 architects

These documents are the property of Backen Gillam Kroeger Architects. Any uncontrolled use, without the written consent, is prohibited by law. Backen Gillam Kroeger Architects disclaims responsibility for the dimensions, layout, and/or in part at any other location.



EXTERIOR MATERIALS
 ROOF: SLATE OR PAINTED CORRUGATED METAL, TYP.
 TRELLIS AND PERGOLA: STAINED WOOD, TYP.



NOT FOR CONSTRUCTION
 No other use without the firm's consent

THE RESORT AT
 SONOMA COUNTRY INN
 KENWOOD, CALIFORNIA

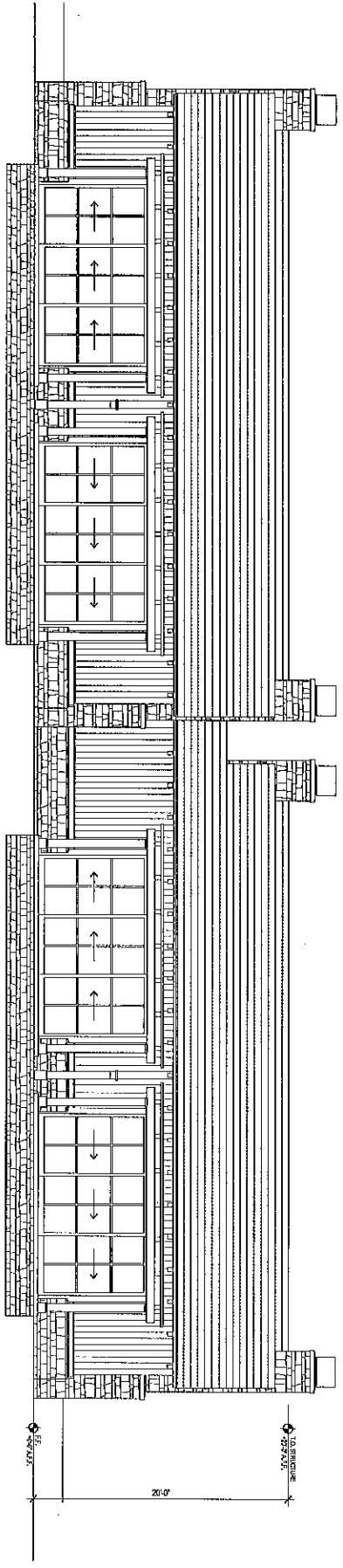
BACKEN
 GILLAM
 KROEGER
 architects

These documents are the property of Backen Gillam Kroeger Architects. Any unauthorized use without written consent is prohibited by law. Backen Gillam Kroeger Architects disclaims responsibility for the document beyond the date of its issue at any other location.

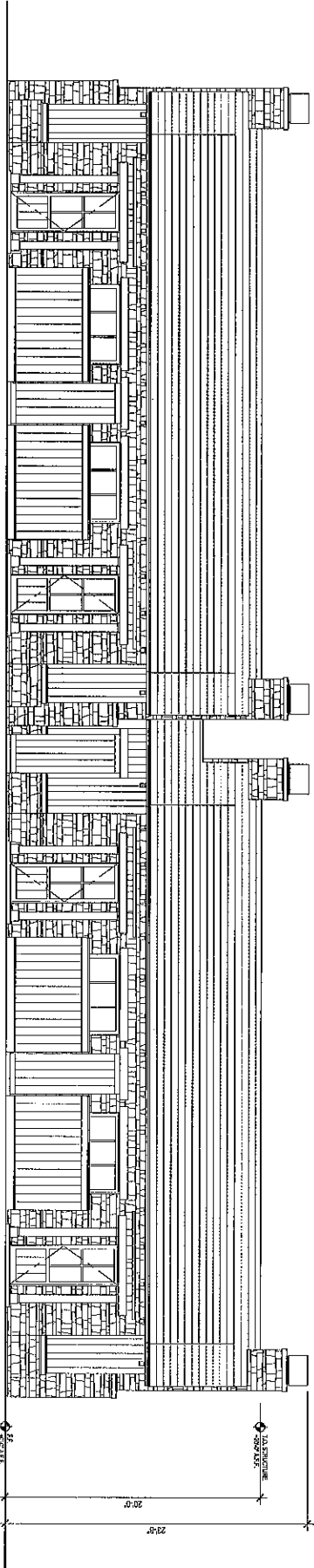
Project Name	THE RESORT AT SONOMA COUNTRY INN
Client	THE RESORT AT SONOMA COUNTRY INN
Architect	BACKEN GILLAM KROEGER ARCHITECTS
Date	05/20/11
Sheet No.	C2
Scale	1/8"=1'-0"
Author	DAVID GILLAM
Checker	DAVID GILLAM
Designer	DAVID GILLAM
Plotter	HPGL

C2

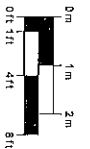
1 REAR EXTERIOR ELEVATION



2 FRONT EXTERIOR ELEVATION



EXTERIOR MATERIALS
 ROOF - SLATE OR PAINTED CORRUGATED METAL, TYP.
 WALLS - STAINED WOOD BOARD OR LOCAL STONE, TYP.
 DOORS AND WINDOWS - STEEL WITH LOW REFLECTIVE GLASS, TYP.
 TRILLES AND PERGOLAS - STAINED WOOD, TYP.



SCALE: 1/4"=1'-0"

UNIT TYPE C
 ELEVATIONS

Project No.	111111
Client	THE RESORT AT SONOMA COUNTRY INN
Architect	BACKEN GILLAM KROEGER ARCHITECTS
Date	01/11/11
Sheet No.	01
Total Sheets	01

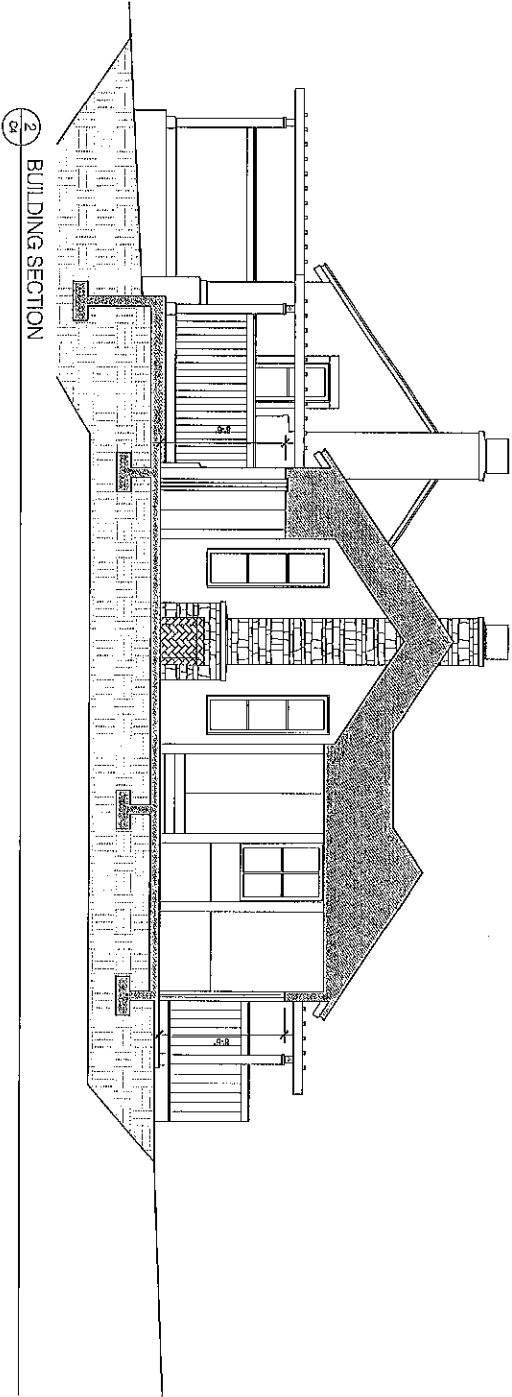
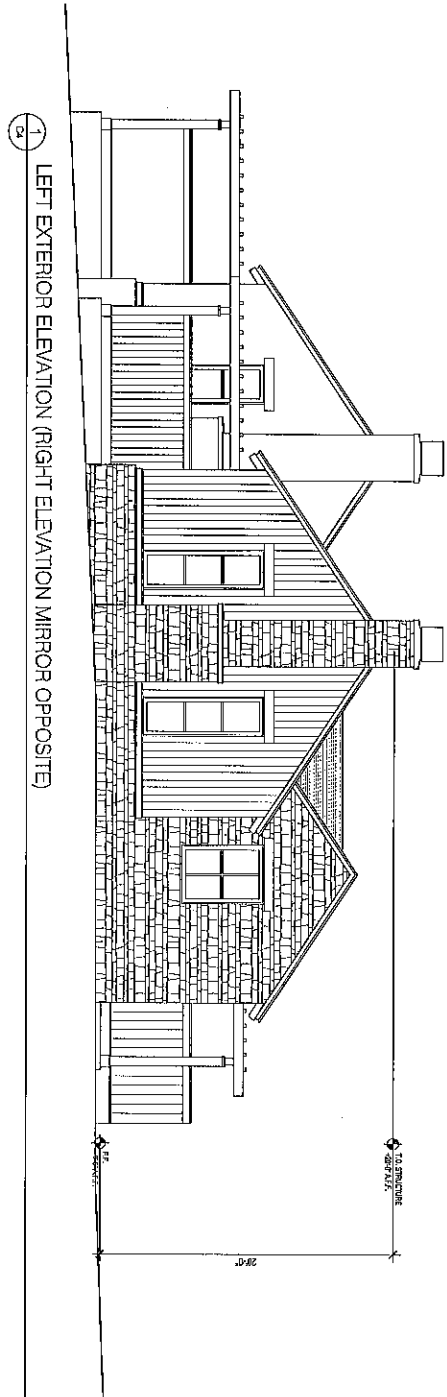
NOT FOR CONSTRUCTION
 Use only for reference

THE RESORT AT
 SONOMA COUNTRY INN
 KENWOOD, CALIFORNIA

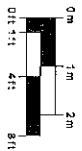
BACKEN
 GILLAM
 KROEGER
 architects

These documents are the property of Backen Gillam Kroeger Architects. Any reproduction or use without the written consent is prohibited by law. Backen Gillam Kroeger Architects disclaims responsibility for the documents if used whole or in part at any other location.





EXTERIOR MATERIALS
 ROOF: SLATE OR PAINTED CORRUGATED METAL, TYP.
 WALLS: STAINED WOOD BOARD OR LOCAL STONE, TYP.
 DOORS AND WINDOWS: STEEL WITH LOW REFLECTIVE GLASS, TYP.
 TRUSSES AND PENCILES: STAINED WOOD, TYP.



THE RESORT AT
 SONOMA COUNTRY INN
 KENWOOD, CALIFORNIA

BACKEN
 GILLAM
 KROEGER
 architects

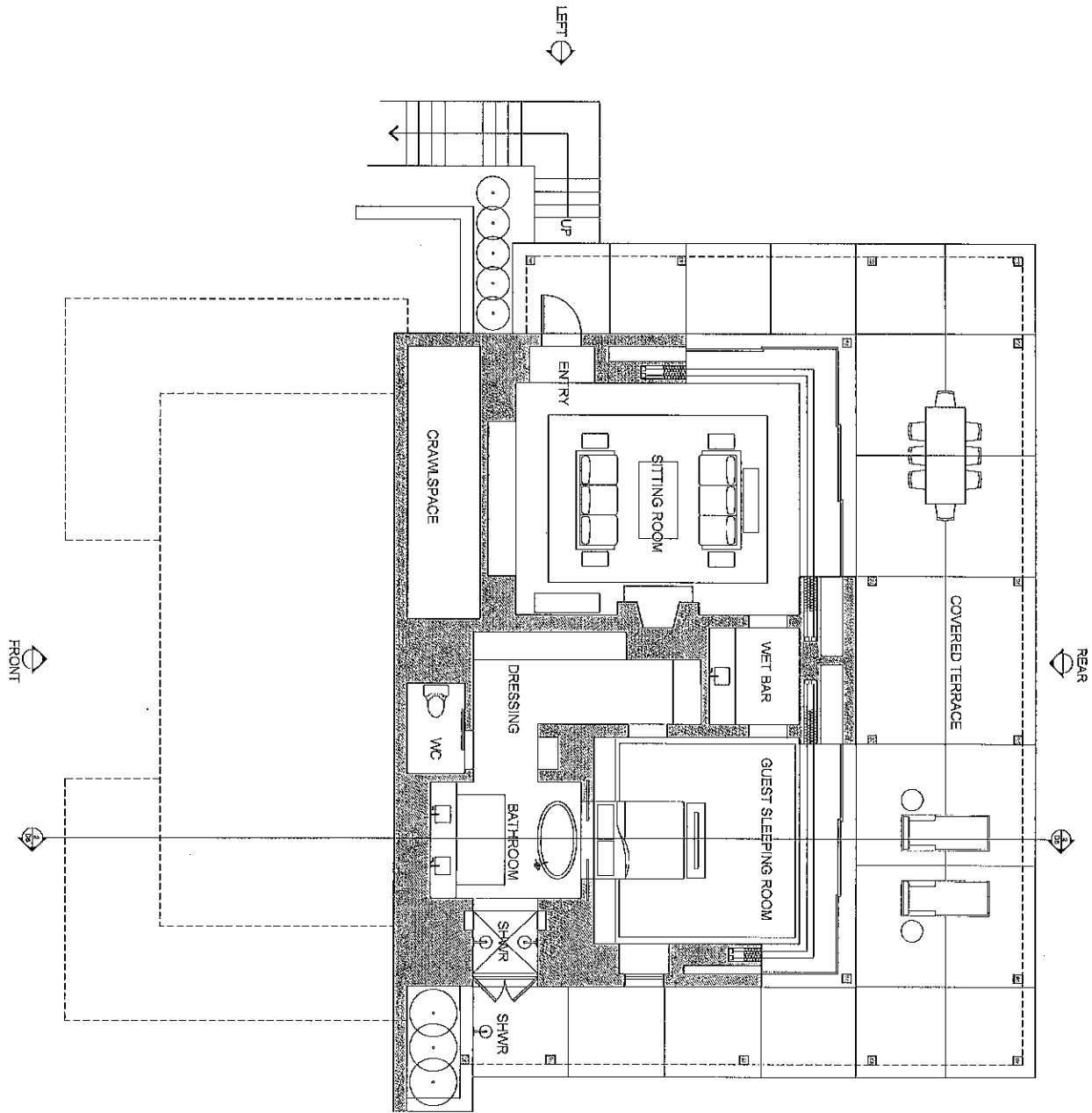
These documents are the property of Backen Gillam Kroeger Architects. Any reproduction or use without the written consent is prohibited by law. Backen Gillam Kroeger Architects releases responsibility for the documents if used in whole or in part at any other location.

NOT FOR CONSTRUCTION
 For information only

Project No.	15001
Drawn By	JK
Checked By	JK
Date	03/16/15
Scale	AS SHOWN
Sheet No.	03/01
Sheet Title	CONCEPT


SCALE: 1/4"=1'-0"
 UNIT TYPE C
 ELEVATION
 AND SECTION

C4



GROSS BUILDING AREAS
 INTERIOR 3,387 SQ. FT.
 UNCONDITIONED 1,789 SQ. FT.
 EXTERIOR COVERED 0.864 SQ. FT.
 UNCOVERED 2,697 SQ. FT.

SCALE: 1/4"=1'-0"



D1

UNIT TYPE D
 FIRST FLOOR PLAN


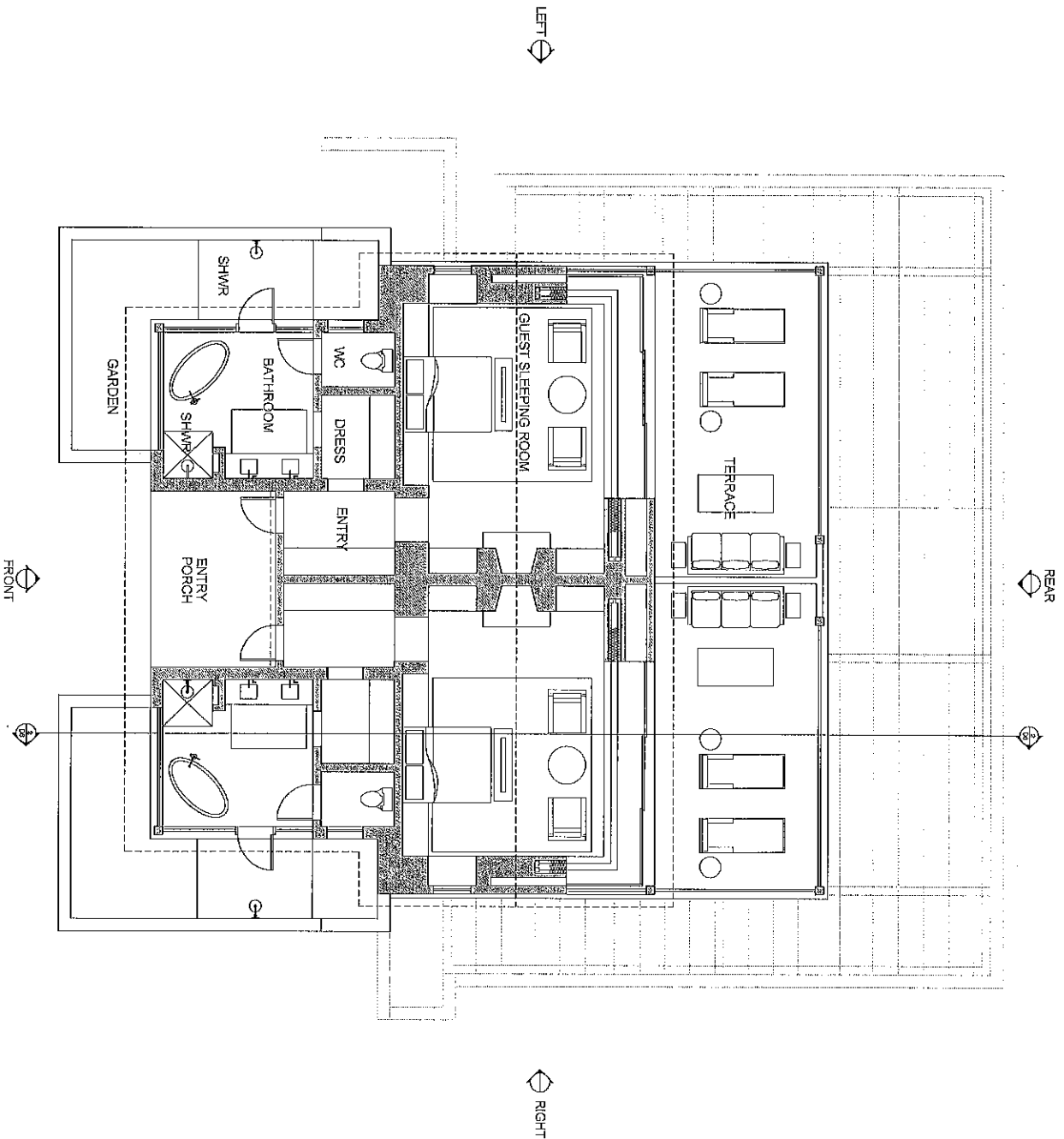
Project Name	THE RESORT AT SONOMA COUNTRY INN
Client	SONOMA COUNTRY INN
Architect	BACKEN GILLAM KROEGER ARCHITECTS
Scale	1/4"=1'-0"
Date	01/11/11
Drawn By	DAVID GILLAM
Checked By	DAVID GILLAM
Scale	1/4"=1'-0"
Date	01/11/11
Drawn By	DAVID GILLAM
Checked By	DAVID GILLAM

NOT FOR CONSTRUCTION
 Use as indicated only

THE RESORT AT SONOMA COUNTRY INN
 KENWOOD, CALIFORNIA

BACKEN GILLAM KROEGER architects

These documents are the property of Backen Gillam Kroeger Architects. Any unauthorized use without the written consent is prohibited by law. Backen Gillam Kroeger Architects reserves responsibility for the documents if used while on in print at any other location.



D2

SCALE: 1/8"=1'-0"
 UNIT TYPE D
 SECOND
 FLOOR PLAN

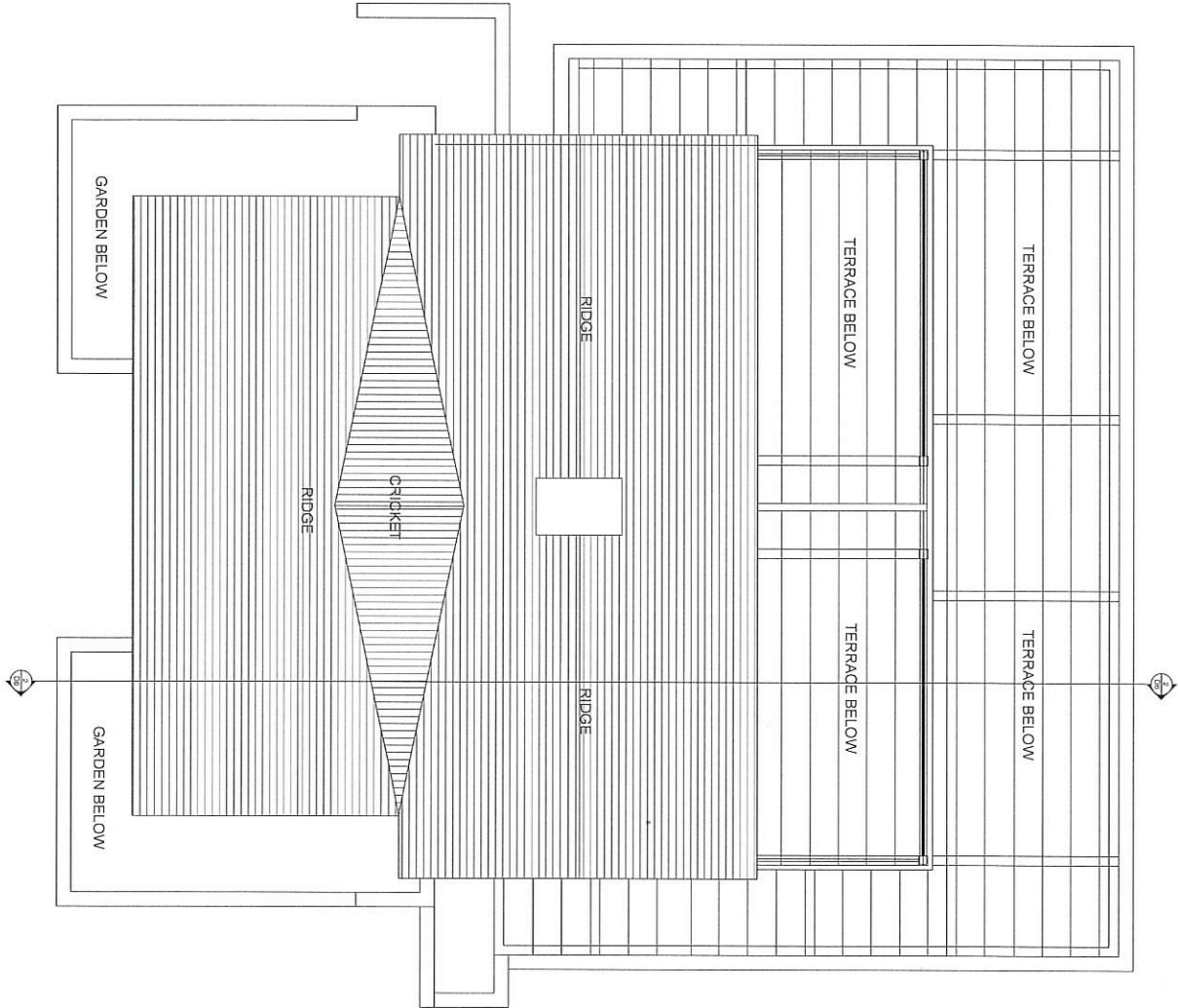
Prepared By	Backen Gillam Kroeger
Checked By	Backen Gillam Kroeger
Project No.	02011512015201515
Date	02/15/11
Drawn By	Backen Gillam Kroeger
Disc. No.	02011512015201515

NOT FOR CONSTRUCTION
 (Do not construct from this drawing)


THE RESORT AT
 SONOMA COUNTRY INN
 KENWOOD, CALIFORNIA

BACKEN
 GILLAM
 KROEGER
 architects

This document is the property of Backen Gillam Kroeger Architects. Any use, disclosure, or reproduction without the written consent is prohibited by law. Backen Gillam Kroeger Architects disclaims any responsibility for the construction of this building or project at any other location.



EXTERIOR MATERIALS
 ROOF: SLATE OR PAINTED CORRUGATED METAL, TYP.
 TRELLIS AND PERGOLAS: METAL AND STAINED WOOD, TYP.



NOT FOR CONSTRUCTION
For information only

THE RESORT AT SONOMA COUNTRY INN
 KENWOOD, CALIFORNIA

BACKEN GILLAM KROEGER
 architects

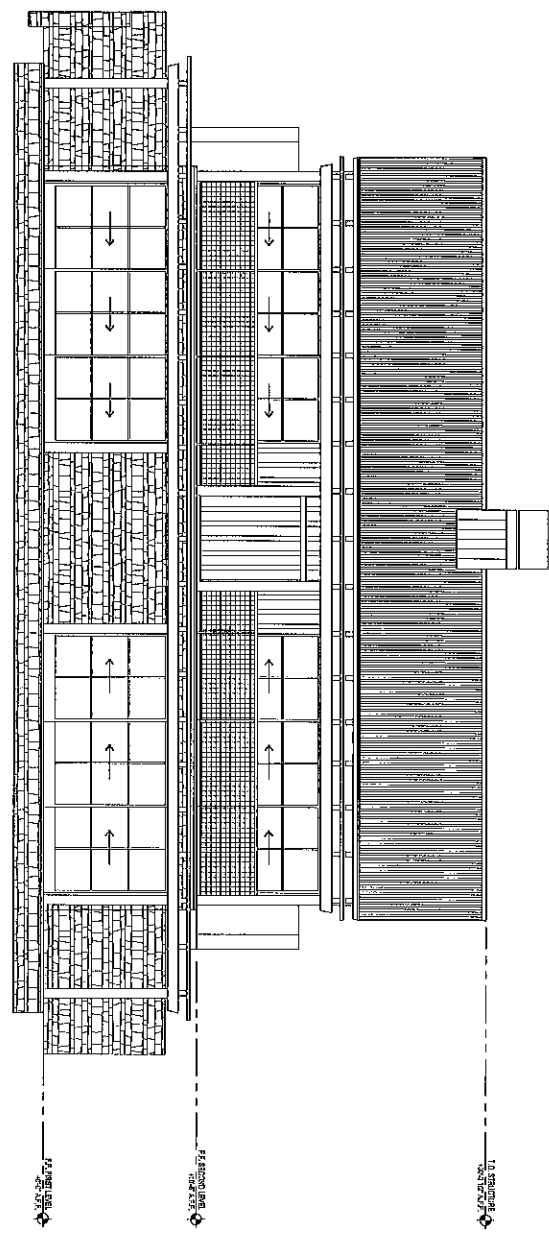
These documents are the property of Backen Gillam Kroeger Architects. Any unauthorized use without the written consent is prohibited by law. Backen Gillam Kroeger Architects disclaims responsibility for the documents, if used whole or in part of any other location.

D3

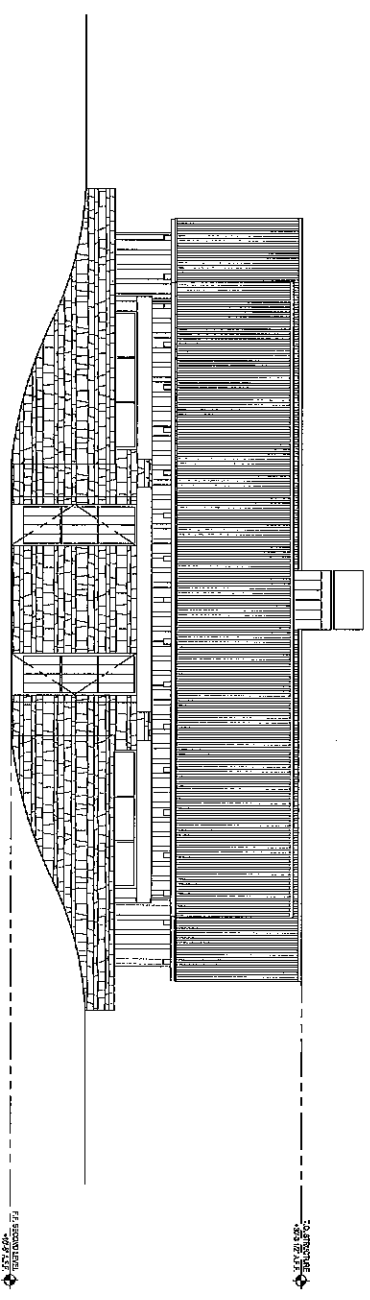
UNIT TYPE D
 ROOF PLAN
 SCALE: 1/8"=1'-0"

Drawn By	EDG/MLK
Checked By	MLK/EDG
Designed By	MLK/EDG
Scale	AS SHOWN
Date	09/28/2011
Disc No.	001
Disc Name	UNIT TYPE D
Disc Path	PROJECTS/2011/09/28/01

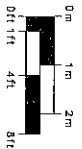
1 REAR EXTERIOR ELEVATION



2 FRONT EXTERIOR ELEVATION



EXTERIOR MATERIALS
 ROOF - SLATE OR PAINTED CORRUGATED METAL, TYP.
 WALLS - STAINED WOOD BOARD OR LOCAL STONE, TYP.
 DOORS AND WINDOWS - STEEL WITH LOW REFLECTIVE GLASS, TYP.
 TRAILS AND PERGOLAS - STAINED WOOD, TYP.



D4

SCALE: 1/4"=1'-0"

UNIT TYPE D
 ELEVATIONS

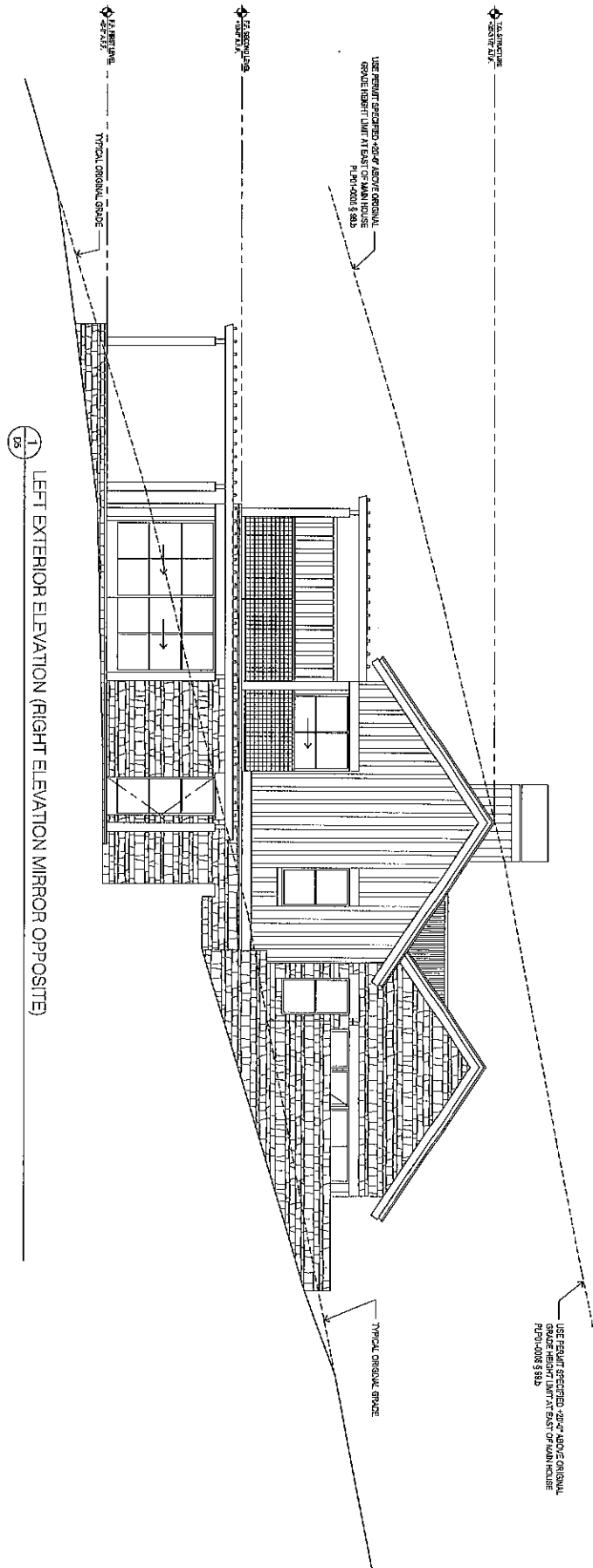
Project No.	B01016
Client	SONOMA COUNTRY INN
Architect	BACKEN GILLAM KROEBER ARCHITECTS
Drawn By	SKS
Checked By	SKS
Date	08/08/2011
Sheet No.	020
Total Sheets	020

NOT FOR CONSTRUCTION
 For Construction Use Only

THE RESORT AT
 SONOMA COUNTRY INN
 KENWOOD, CALIFORNIA

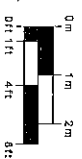
BACKEN
 GILLAM
 KROEBER
 architects

These documents are the property of Backen Gillam Kroeber Architects. Any unauthorized use without the written consent is prohibited by law. Backen Gillam Kroeber Architects disclaims responsibility for the documents if used whole or in part at any other location.

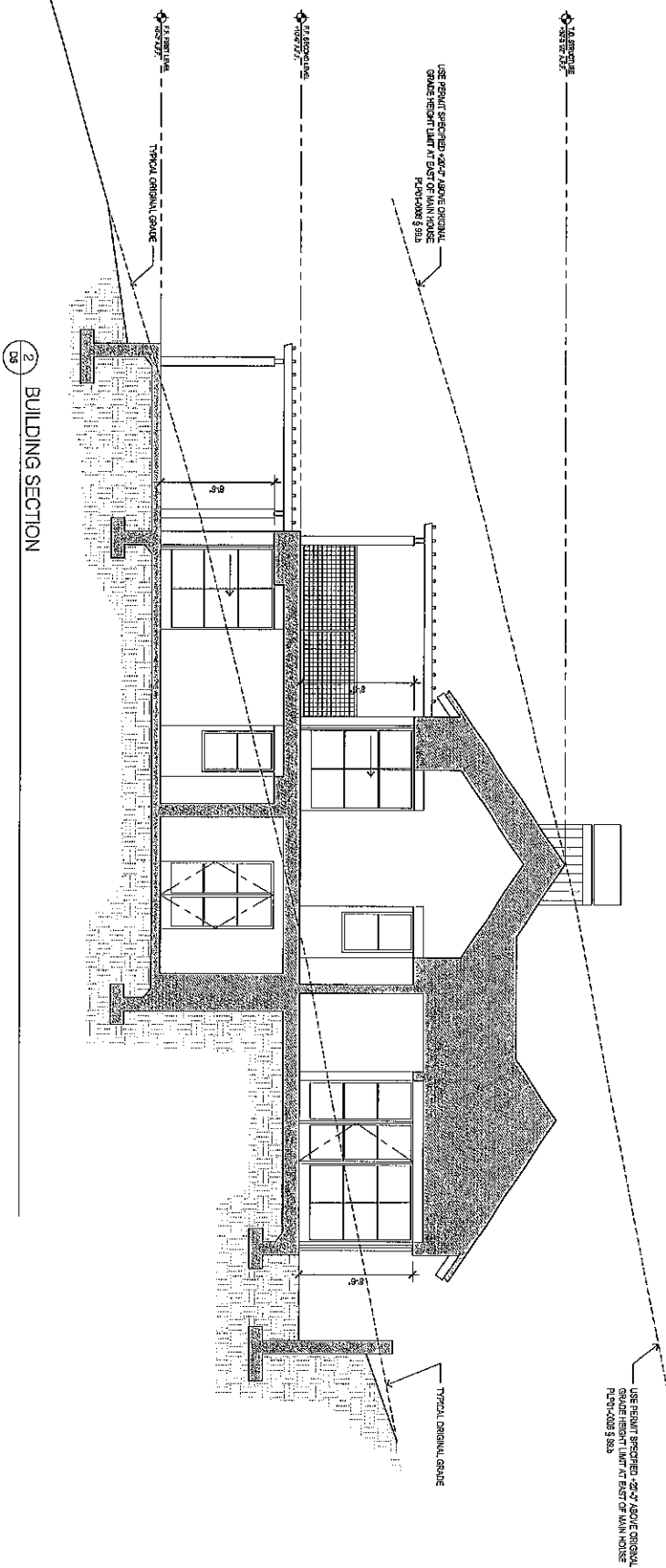


1 D5 LEFT EXTERIOR ELEVATION (RIGHT ELEVATION MIRROR OPPOSITE)

EXTERIOR MATERIALS
 ROOF - SLATE OR PAINTED CORRUGATED METAL, TYP.
 WALLS - STAINED WOOD BOARD OR LOCAL STONE, TYP.
 DOORS AND WINDOWS - STEEL WITH LOW REFLECTIVE GLASS, TYP.
 TRELLIS AND PERGOLAS - STAINED WOOD, TYP.



<p>D5</p>	<p>SCALE: 1/4"=1'-0"</p>	<p>UNIT TYPE D ELEVATION</p>	<p>NOT FOR CONSTRUCTION Use drawings for info only</p>	<p>THE RESORT AT SONOMA COUNTRY INN KENWOOD, CALIFORNIA</p>	<p>BACKEN GILLAM KROEGER architects</p>	<p>These documents are the property of Backen Gillam Kroeger Architects. Any use, modification, or reproduction without the written consent is prohibited by law. Backen Gillam Kroeger Architects disclaims any responsibility for the construction of any building or in part of any other facilities.</p>
------------------	--------------------------	----------------------------------	---	---	---	--



2 BUILDING SECTION

EXTERIOR MATERIALS
 ROOF - SLATE OR PAINTED CORRUGATED METAL, TYP.
 WALLS - STAINED WOOD BOARD OR LOCAL STONE, TYP.
 DOORS AND WINDOWS - STEEL WITH LOW REFLECTIVE GLASS, TYP.
 TRELLIS AND PERGOLAS - STAINED WOOD, TYP.



NOT FOR CONSTRUCTION
 See schedule on sheet 001

THE RESORT AT SONOMA COUNTRY INN
 KENWOOD, CALIFORNIA

BACKEN GILLAM KROEGER architects

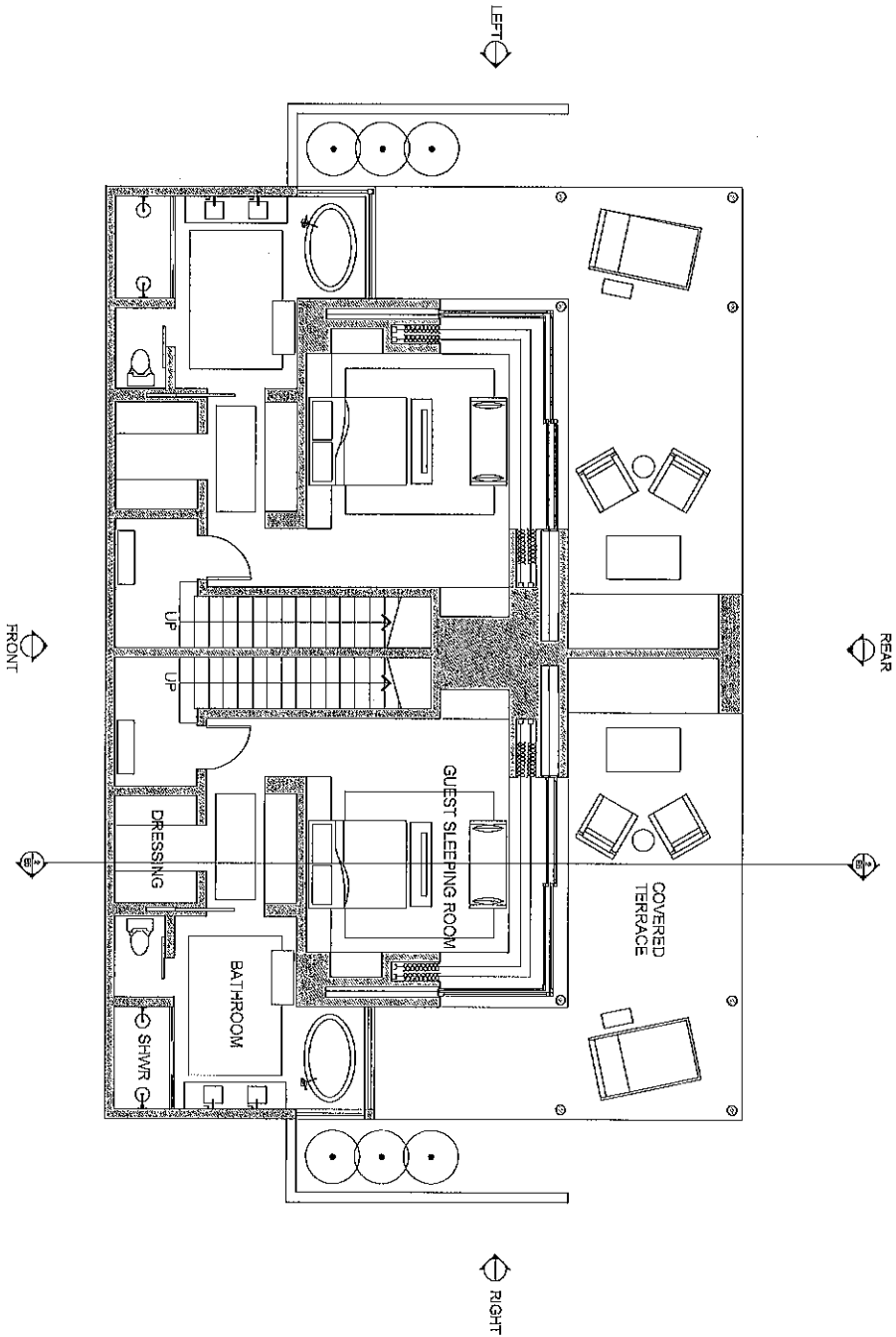
These documents are the property of Backen Gillam Kroeger Architects. Any unauthorized use without the written consent is prohibited by law. Backen Gillam Kroeger Architects disclaims responsibility for the documents if used whole or in part at any other location.

D6

SCALE: 1/4"=1'-0"

UNIT TYPE D SECTION


Project Name	THE RESORT AT SONOMA COUNTRY INN
Client	THE RESORT AT SONOMA COUNTRY INN
Architect	BACKEN GILLAM KROEGER ARCHITECTS
Scale	1/4"=1'-0"
Date	05/10/11
Drawn By	DAVID ROBERTSON
Checked By	DAVID ROBERTSON
Discussed By	DAVID ROBERTSON
Discussed On	05/10/11
Discussed At	DAVID ROBERTSON
Discussed By	DAVID ROBERTSON
Discussed On	05/10/11
Discussed At	DAVID ROBERTSON
Discussed By	DAVID ROBERTSON
Discussed On	05/10/11
Discussed At	DAVID ROBERTSON



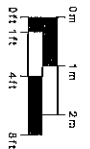
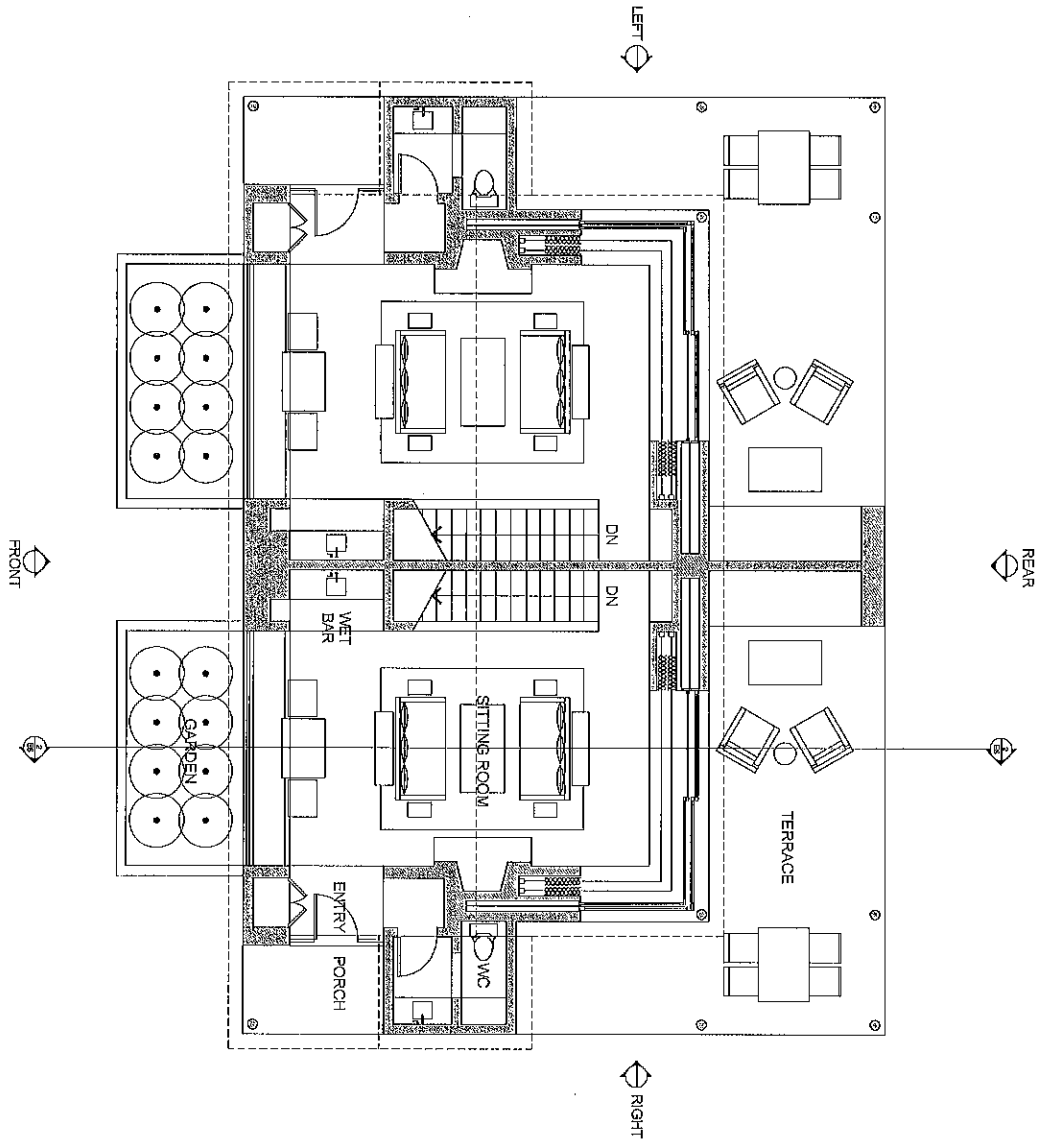
BUILDING AREAS

INTERIOR	3,428 SQ. FT.
CONDITIONED	0.80 FT.
UNCONDITIONED	
EXTERIOR	1,080 SQ. FT.
COVERED	1,288 SQ. FT.
UNCOVERED	

SCALE: 1/4" = 1'-0"



E1	<p>UNIT TYPE E FIRST FLOOR PLAN</p> <p>SCALE: 1/4" = 1'-0"</p>	<p>NOT FOR CONSTRUCTION</p> <p>Prepared By: [Redacted] Checked By: [Redacted] Date: [Redacted] Title: [Redacted] Scale: [Redacted]</p>	<p>THE RESORT AT SONOMA COUNTRY INN</p> <p>KENWOOD, CALIFORNIA</p>	<p>BACKEN GILLAM KROEBGER</p> <p>architects</p>	<p>These documents are the property of Backen Gillam Kroeger Architects. Any reproduction or publication without consent is prohibited by law. Backen Gillam Kroeger Architects shall not be held responsible for the documents if used while in print or any other location.</p>
----	--	---	---	--	---



E2

SCALE: 1/4"=1'-0"
UNIT TYPE E
SECOND
FLOOR PLAN

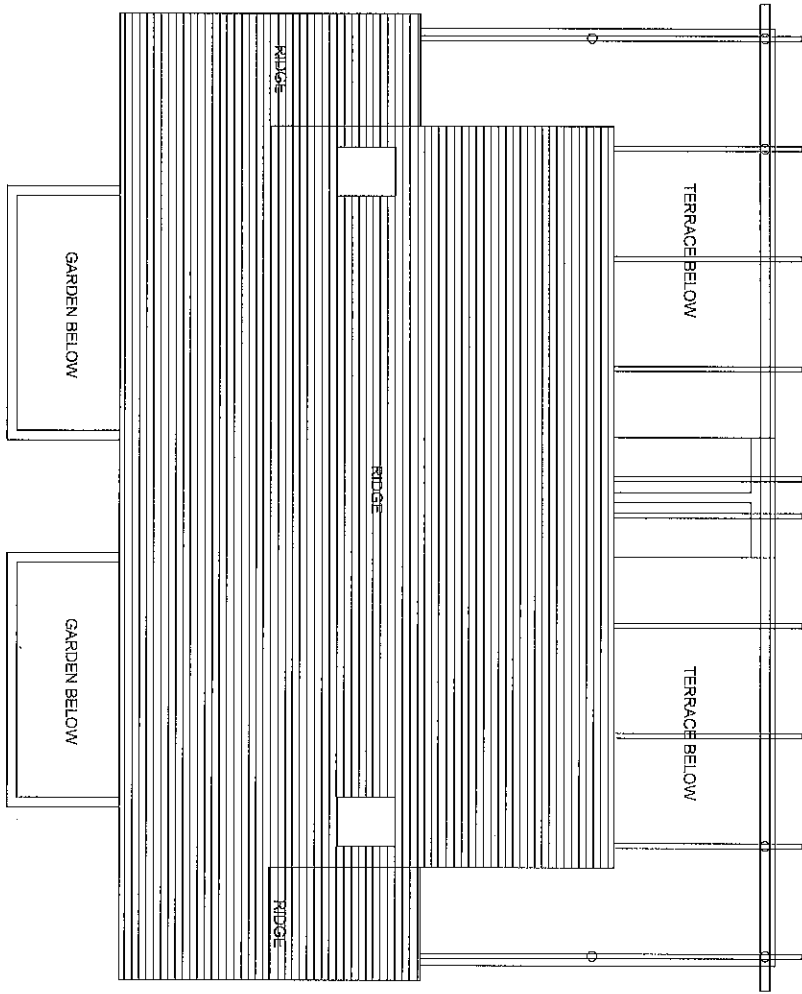
Project No.	02-16-15-2015-16
Drawn By	JK
Checked By	JK
Date	02/16/15
Scale	1/4"=1'-0"
Sheet No.	02/16-15-2015-16-01
Revision	
Discipline	ARCHITECTURAL

NOT FOR CONSTRUCTION
For information only

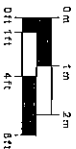
THE RESORT AT
SONOMA COUNTRY INN
KENWOOD, CALIFORNIA

**BACKEN
GILLAM
KROEGER**
architects

These documents are the property of Backen Gillam Kroeger Architects. Any unauthorized use without the written consent is prohibited by law. Backen Gillam Kroeger Architects disclaims responsibility for the documents if used without its part of any other location.



EXTENSION MATERIALS
 ROOF: SLATE OR PAINTED CORRUGATED METAL, TYP.
 TRUSSES AND FERRISSES: METAL AND STAINED WOOD, TYP.



NOT FOR CONSTRUCTION
 For Information Only

THE RESORT AT SONOMA COUNTRY INN
 KENWOOD, CALIFORNIA

BACKEN GILLAM KROEGER architects

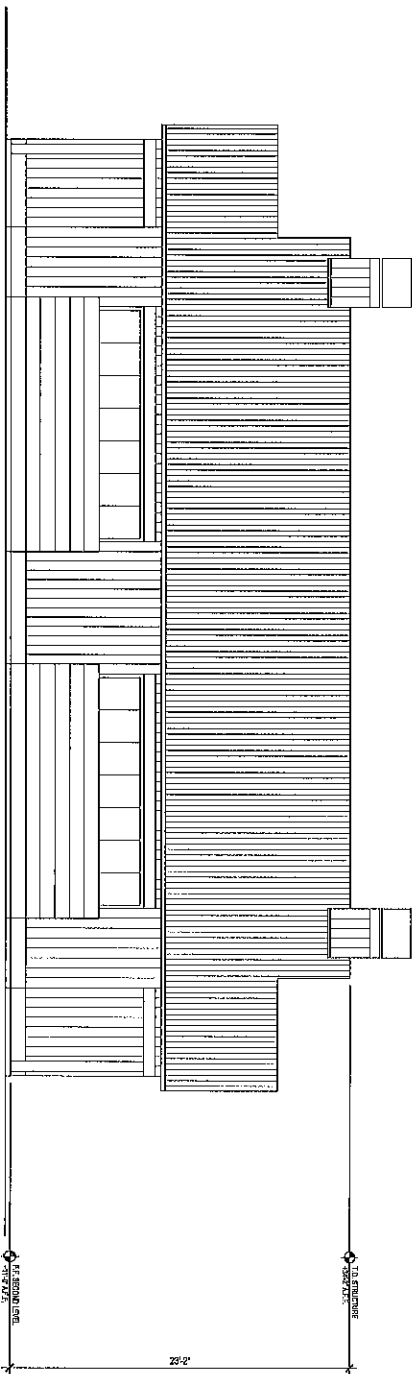
These documents are the property of Backen Gillam Kroeger Architects. Any reproduction or use without the written consent is prohibited by law. Backen Gillam Kroeger Architects disclaims responsibility for the documents if inserted into or in part of any other location.

SCALE: 1/4"=1'-0"

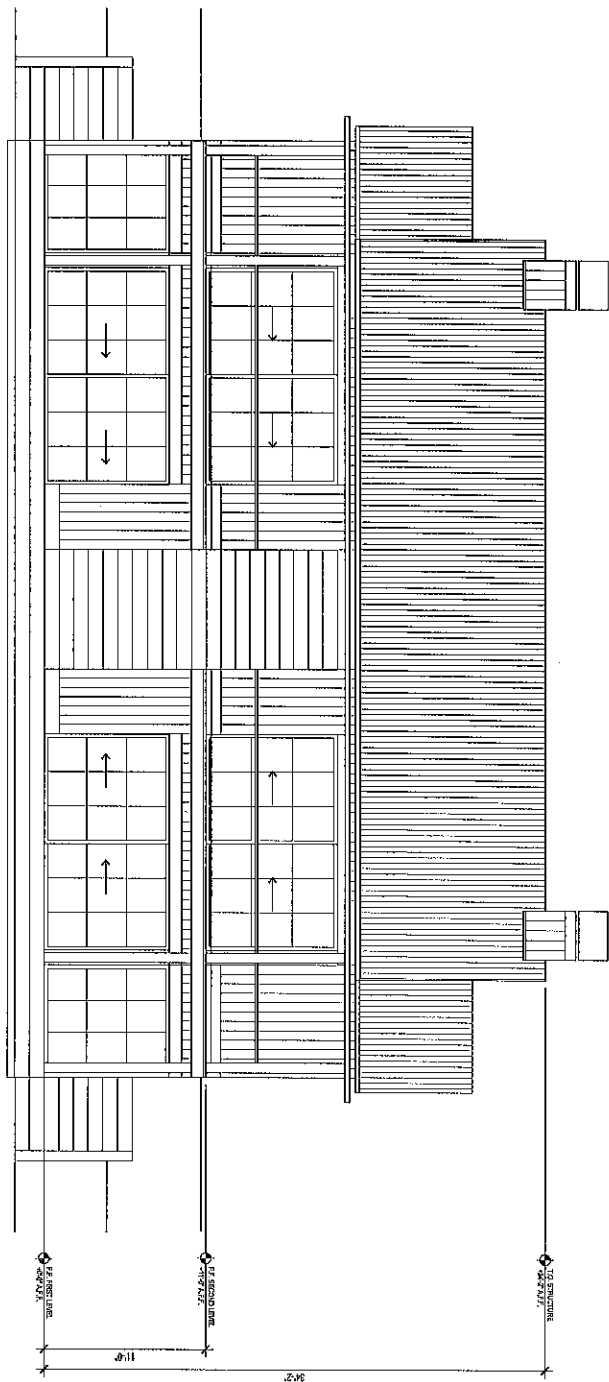
UNIT TYPE E ROOF PLAN

E3


2 FRONT EXTERIOR ELEVATION



1 REAR EXTERIOR ELEVATION



EXTERIOR MATERIALS
 ROOF: SLATE OR PAINTED CORRUGATED METAL, TYP.
 WALLS: STAINED WOOD BOARD OR LOCAL STONE, TYP.
 DOORS AND WINDOWS: STEEL WITH LOW REFLECTIVE GLASS, TYP.
 TRAILS AND PERGOLAS: STAINED WOOD, TYP.



SCALE: 1/8"=1'-0"

UNIT TYPE E ELEVATIONS

Project Name:	THE RESORT AT SONOMA COUNTRY INN
Client:	SONOMA COUNTY
Architect:	BACKEN GILLAM KROEGER ARCHITECTS
Drawn by:	ST/ML
Checked by:	ST/ML
Date:	12/11/11



THE RESORT AT SONOMA COUNTRY INN
 KENWOOD, CALIFORNIA

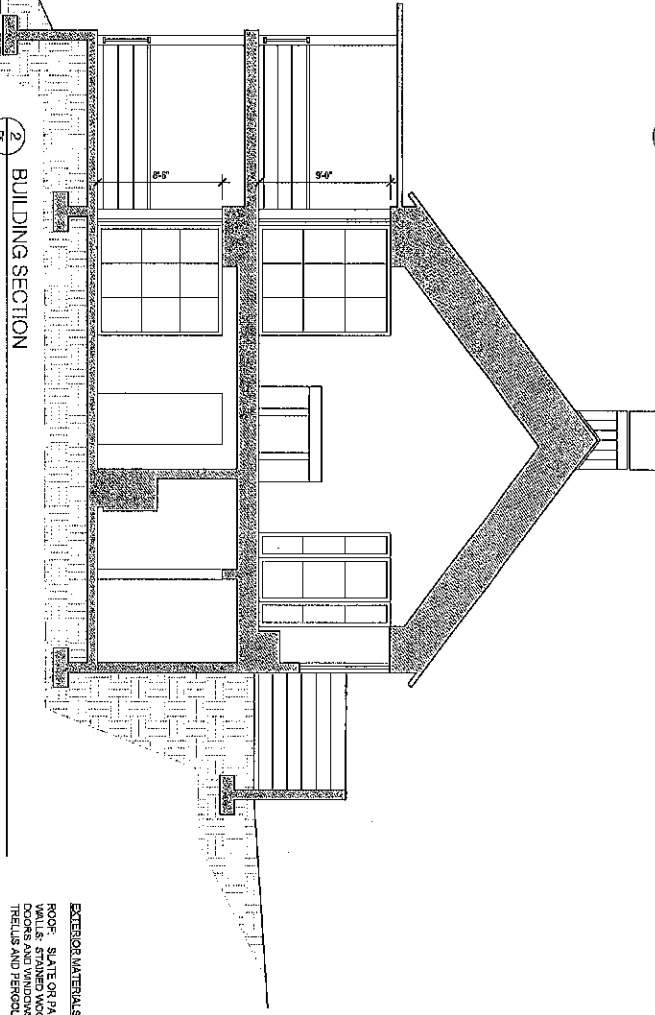
BACKEN GILLAM KROEGER architects

These dimensions are the property of Backen Gillam Kroeger Architects. Any use without the written consent of the architect is prohibited by law. Backen Gillam Kroeger Architects disclaims responsibility for the dimensions if used wholly or in part at any other location.

B4

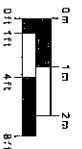


1 LEFT EXTERIOR ELEVATION (RIGHT ELEVATION MIRROR OPPOSITE)



2 BUILDING SECTION

EXTERIOR MATERIALS
 ROOF: SLATE OR PAINTED CORRUGATED METAL, TYP.
 WALLS: STAINED WOOD BOARD OR LOCAL STONE, TYP.
 DOORS AND WINDOWS: STEEL WITH LOW REFLECTIVE GLASS, TYP.
 FLOORS AND TERRACES: STAINED WOOD, TYP.



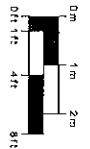
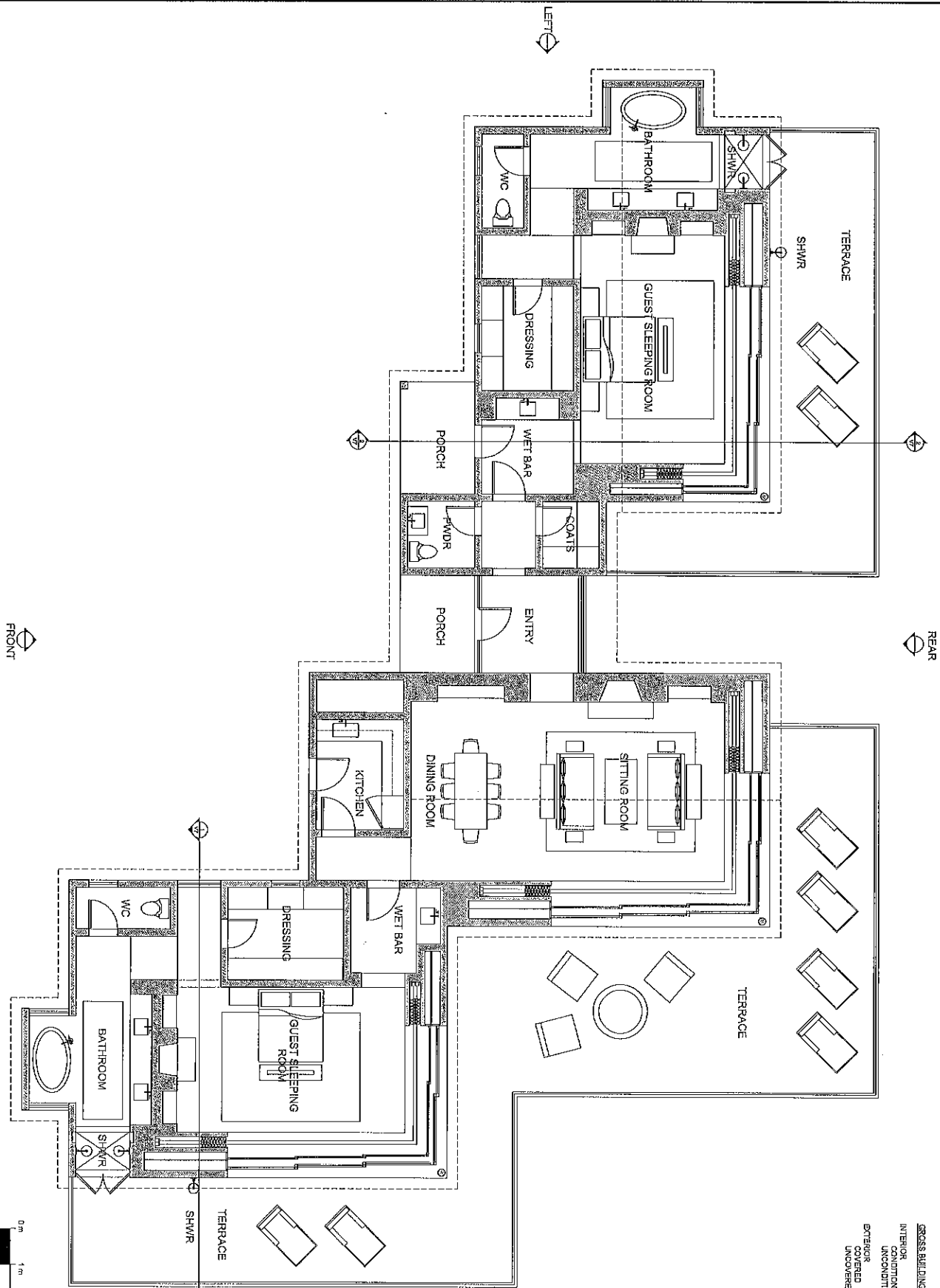
NOT FOR
 CONSTRUCTION

**THE RESORT AT
 SONOMA COUNTRY INN**
 KENWOOD, CALIFORNIA

**BACKEN
 GILLAM
 KROEGER**
 architects

These documents are the property of Backen Gillam Kroeger Architects. Any unauthorized use without the written consent is prohibited by law. Backen Gillam Kroeger Architects disclaims responsibility for the accuracy of these documents if used without or in part at any other location.

ES	SCALE: 1/8"=1'-0"	UNIT TYPE E ELEVATION AND SECTION	PROJECT: DRAWING NO.: DATE: SHEET NO.: OF:
-----------	-------------------	---	--



GROSS BUILDING AREAS	
INTERIOR	3,106 SQ. FT.
CONDITIONED	38 SQ. FT.
UNCONDITIONED	0 SQ. FT.
EXTERIOR COVERED	1,223 SQ. FT.
UNCOVERED	

V1

SCALE: 1/8"=1'-0"
VILLA FLOOR PLAN

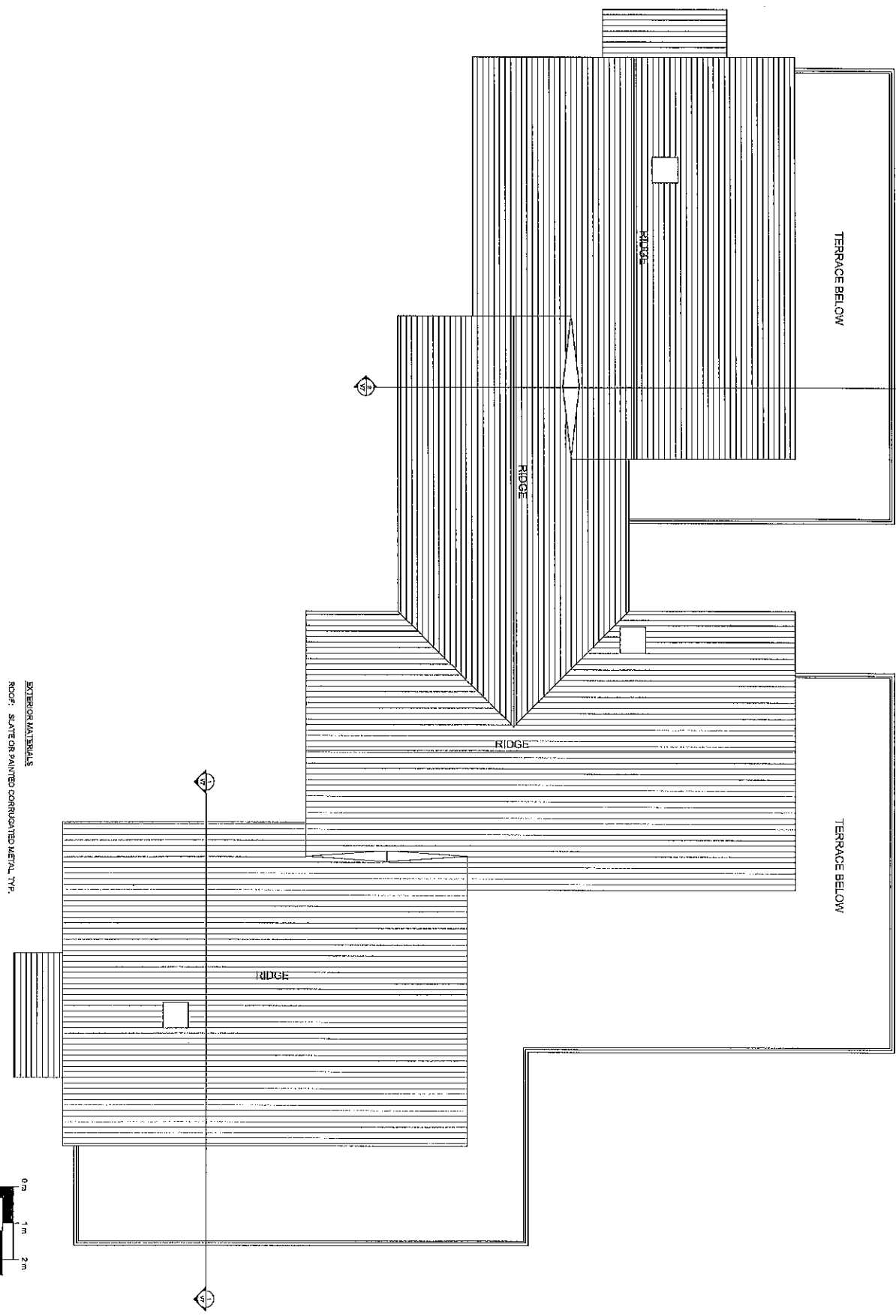
Project No.	1516
Client	THE RESORT AT SONOMA COUNTRY INN
Architect	BACKEN GILLAM KROEGER ARCHITECTS
Date	02/09/16
Sheet No.	01
Revision	

NOT FOR CONSTRUCTION
For information only


THE RESORT AT SONOMA COUNTRY INN
KENWOOD, CALIFORNIA

BACKEN GILLAM KROEGER
architects

This document is the property of Backen Gillam Kroeger Architects. Any use or disclosure without the written consent is prohibited by law. Backen Gillam Kroeger Architects disclaims responsibility for the accuracy of the information shown on this drawing. It is used as part of the project.



EXTERIOR MATERIALS
 ROOF: SLATE OR PAINTED CORRUGATED METAL TYP.



V2

SCALE: 1/8"=1'-0"
 VILLA
 ROOF PLAN

Project	VILLA
Client	THE RESORT AT SONOMA COUNTRY INN
Location	KENWOOD, CALIFORNIA
Architect	BACKEN GILLAM KROEGER ARCHITECTS
Date	01/11/11
Drawn By	JK
Checked By	JK
Scale	1/8"=1'-0"
Notes	SEE SHEET 01/01/11

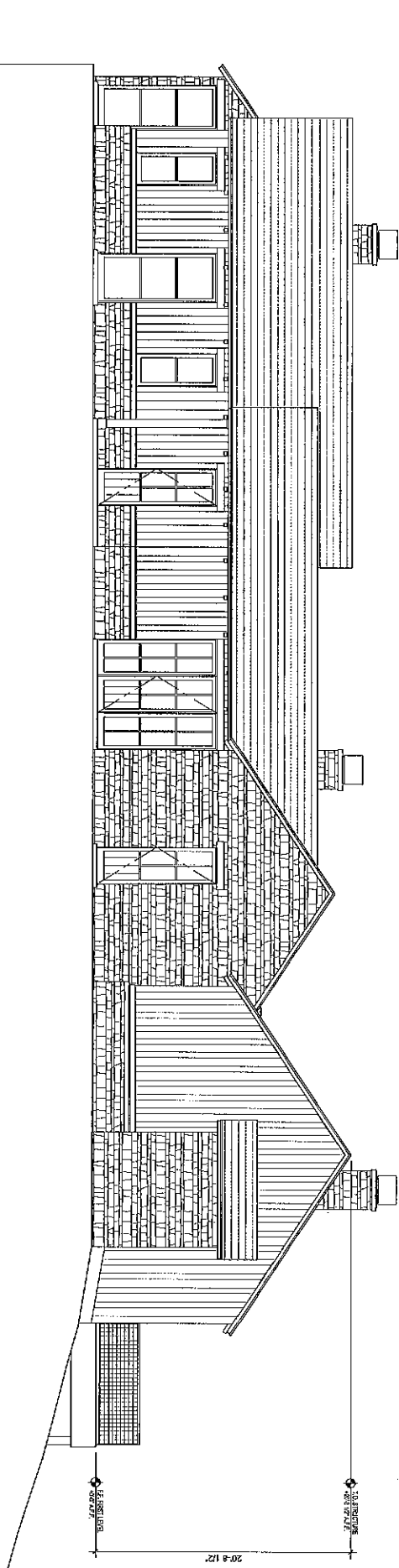
NOT FOR CONSTRUCTION
 For information only

THE RESORT AT
 SONOMA COUNTRY INN
 KENWOOD, CALIFORNIA

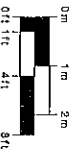
BACKEN
 GILLAM
 KROEGER
 architects

These documents are the property of Backen Gillam Kroeger Architects. Any and all material used without the written consent is prohibited by law. Backen Gillam Kroeger Architects disclaims responsibility for the documents if used in whole or in part at any other location.

1
19 FRONT EXTERIOR ELEVATION



EXTERIOR MATERIALS
 ROOF: SLATE OR PAINTED CORRUGATED METAL, TYP.
 WALLS: STAINED WOOD BOARD OR LOCAL STONE, TYP.
 DOORS AND WINDOWS: STEEL WITH LOW REFLECTIVE GLASS, TYP.
 TRILLES AND PAROLES: STAINED WOOD, TYP.



V3

VILLA
ELEVATION

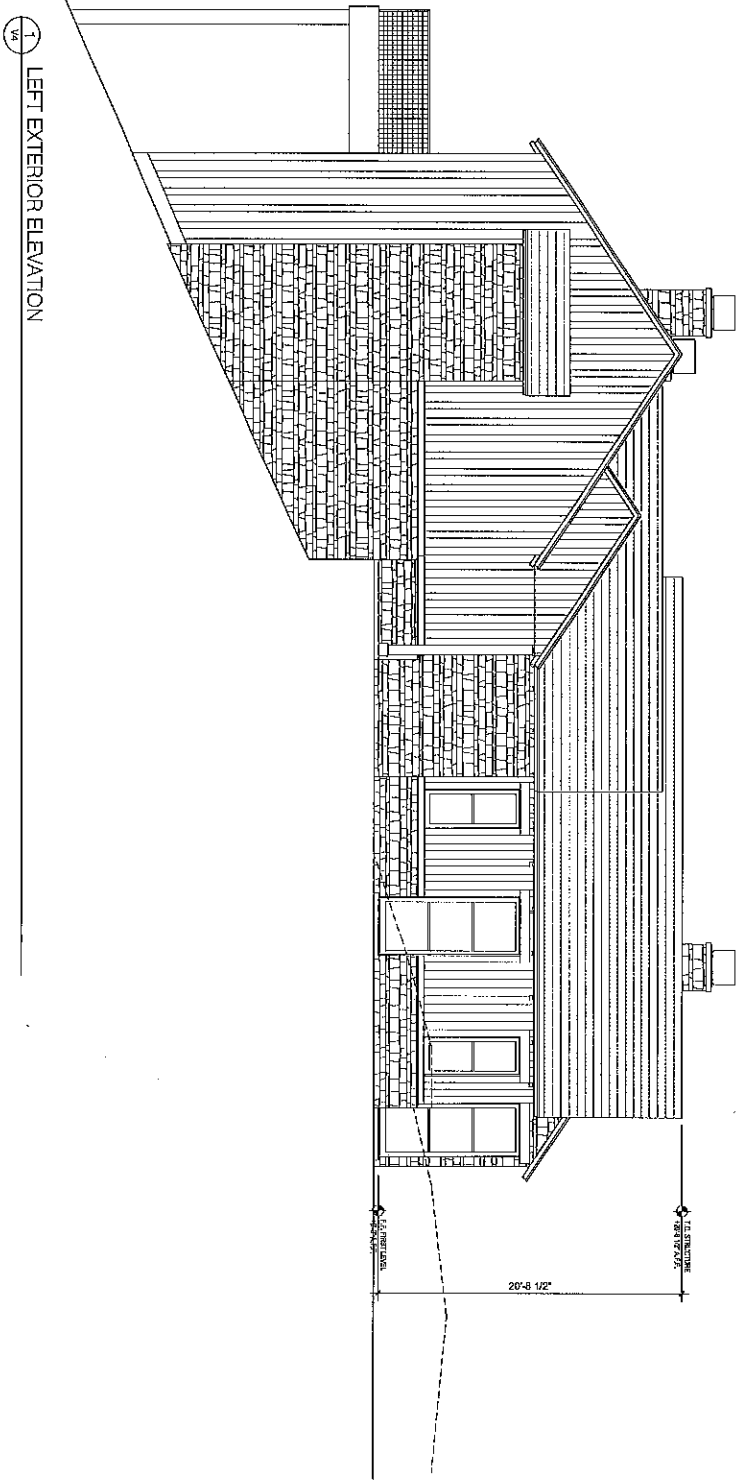
NO.	DESCRIPTION	DATE	BY	CHKD.

NOT FOR
CONSTRUCTION

THE RESORT AT
SONOMA COUNTRY INN
KENWOOD, CALIFORNIA

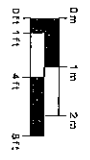
BACKEN
GILLAM
KROEGER
architects

These documents are the property of Backen Gillam Kroeger Architects. Any unauthorized use without their written consent is prohibited by law. Backen Gillam Kroeger Architects disclaims responsibility for the occurrence of accidents or in part of any other locale.



1
VS
LEFT EXTERIOR ELEVATION

EXTERIOR MATERIALS
 ROOF: SLATE OR PAINTED CORRUGATED METAL, TYP.
 WALLS: STAINED WOOD BOARD OR LOCAL STONE, TYP.
 DOORS AND WINDOWS: 5/8\"/>



NOT FOR CONSTRUCTION
 For information only

THE RESORT AT
 SONOMA COUNTRY INN
 KENWOOD, CALIFORNIA

BACKEN
 GILLAM
 KROEGER
 architects

These documents are the property of Backen Gillam Kroeger Architects. Any reproduction or use without written consent is prohibited by law. Backen Gillam Kroeger Architects disclaims responsibility for the documents if used in whole or in part at any other location.

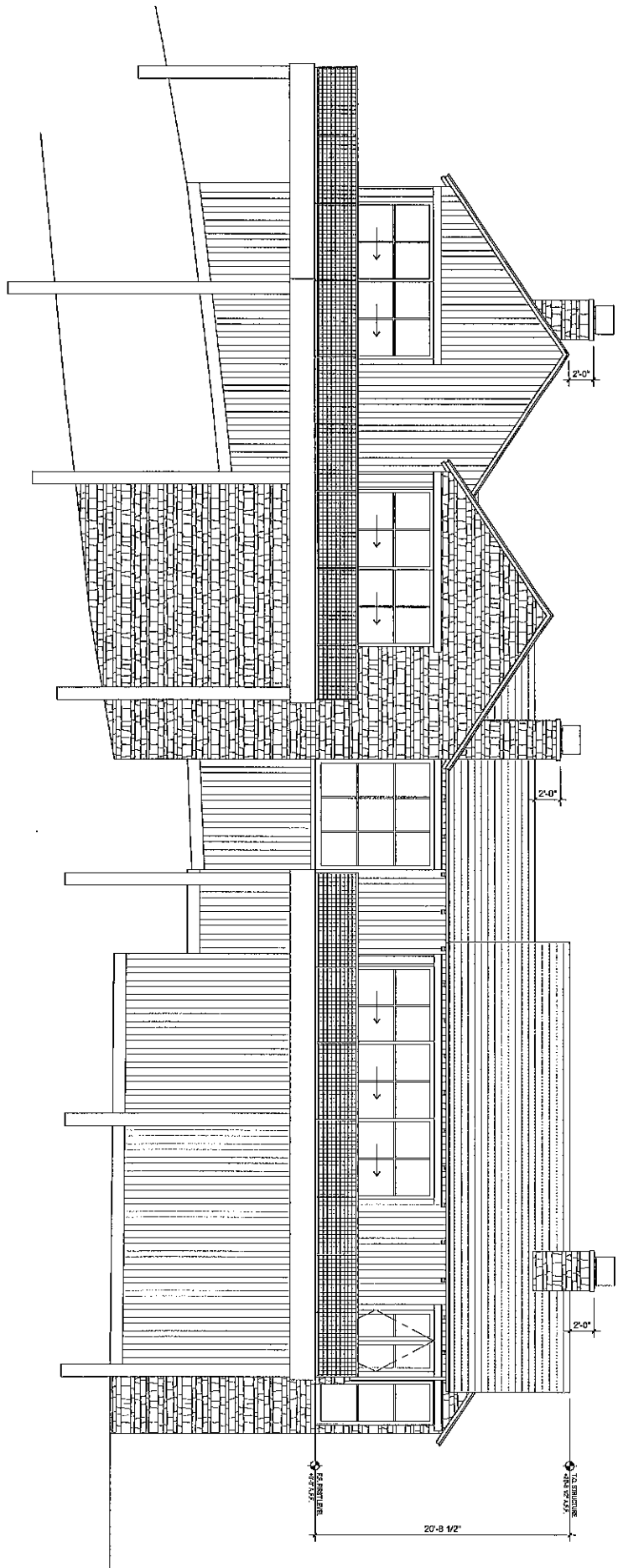
V4

VILLA
 ELEVATION

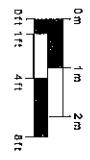
SCALE: 1/8"=1'-0"

Project No.	5114704
Drawn By	SK/ML
Checked By	SK/ML
Approved By	SK/ML
Date	05/01/16
Discipline	ARCHITECTURAL
Issue	02

VS
1 REAR EXTERIOR ELEVATION



EXTERIOR MATERIALS
 ROOF: SLATE OR PAINTED CORRUGATED METAL, TYP.
 WALLS: STAINED WOOD BOARD OR LOCAL STONE, TYP.
 FLOORS: STAINED WOOD, STAINED WOOD, STAINED WOOD, TYP.
 TRELLIS AND PERGOLA: STAINED WOOD, TYP.



VS

VILLA
ELEVATION

Project Name	629118.5.0301R201516
Client	THE RESORT AT SONOMA COUNTRY INN
Location	KENWOOD, CALIFORNIA
Scale	1/8" = 1'-0"
Date	11/15/11
Drawn By	VS
Checked By	VS
Project No.	629118.5.0301R201516
Sheet No.	VS
Scale	1/8" = 1'-0"
Date	11/15/11

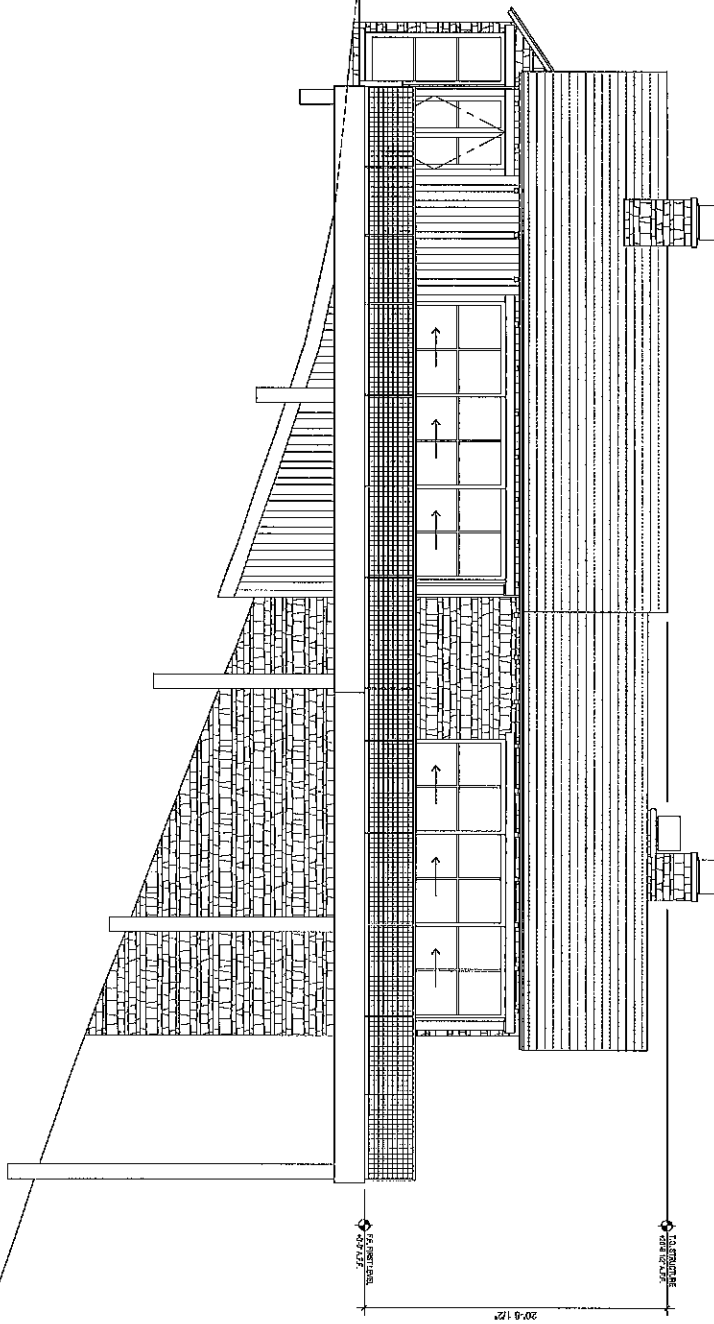
NOT FOR CONSTRUCTION

THE RESORT AT
SONOMA COUNTRY INN
KENWOOD, CALIFORNIA


BACKEN
GILLAM
KROEBER
architects

These documents are the property of Backen Gillam Kroeger Architects. They are prepared and used under the written consent is prohibited by law. Backen Gillam Kroeger Architects assumes responsibility for the documents if used in whole or in part at any other location.

1/8" = 1'-0" RIGHT EXTERIOR ELEVATION



- EXTERIOR MATERIALS
- ROOF: SLATE OR PAINTED CORRUGATED METAL, TYP.
 - WALLS: STAINED WOOD BOARD OR LOCAL STONE, TYP.
 - DOORS AND WINDOWS: STEEL WITH LOW REFLECTIVE GLASS, TYP.
 - TRILLIUM AND PERGOUDA: STAINED WOOD, TYP.



SCALE: 1/8"=1'-0"

VILLA
ELEVATION

Designed by	BACKEN GILLAM KROEGER ARCHITECTS
Created by	SK
Checked by	SK
Date	05/21/10
Issue	REVISED PER COMMENTS
Author	SK

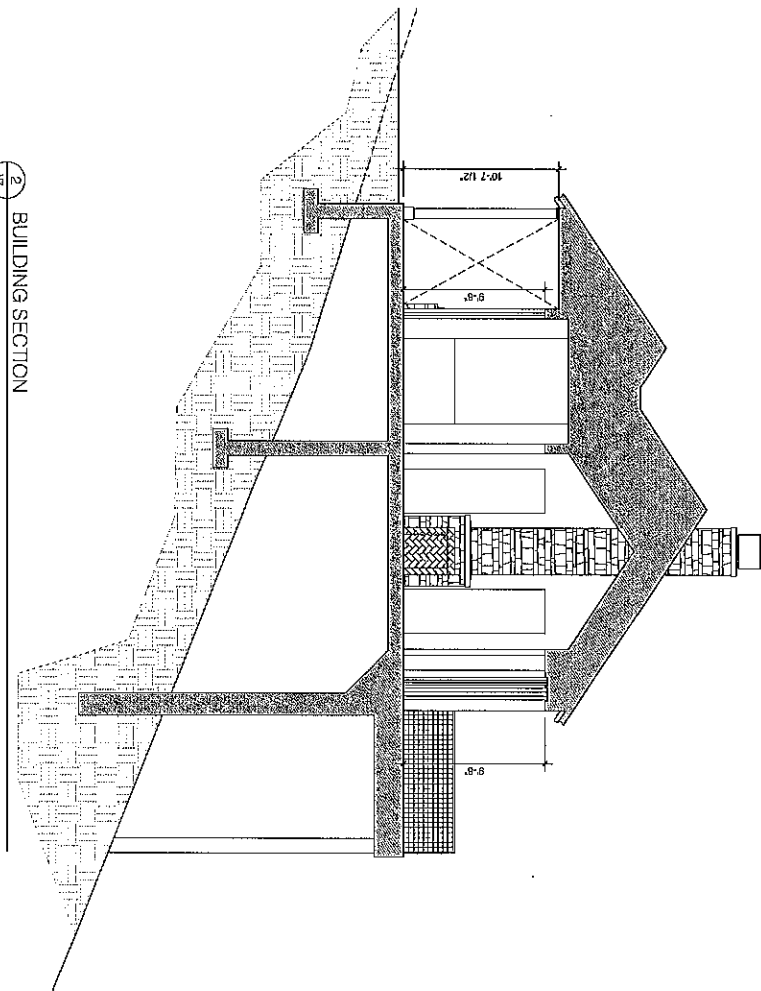
NOT FOR CONSTRUCTION
For Construction Use Only

THE RESORT AT
SONOMA COUNTRY INN
KENWOOD, CALIFORNIA

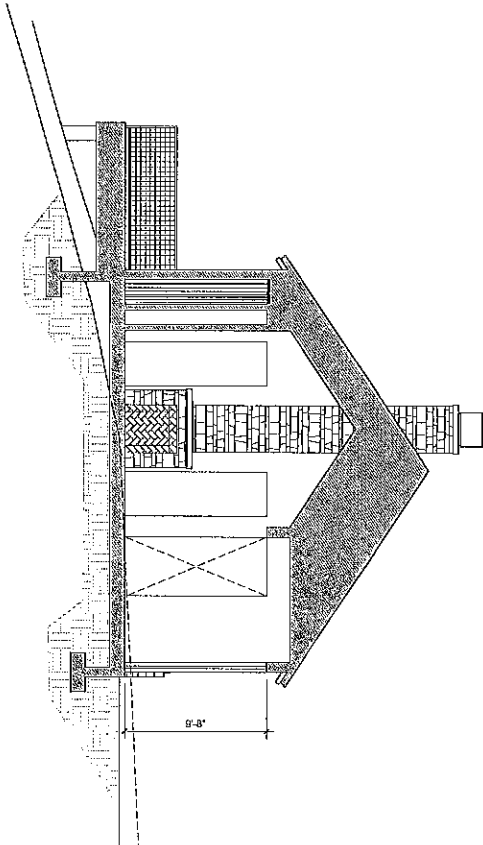
**BACKEN
GILLAM
KROEGER**
architects

These documents are the property of Backen Gillam Kroeger Architects. Any use, reproduction, or distribution without consent is prohibited by law. Backen Gillam Kroeger Architects disclaims responsibility for the documents if used in whole or in part at any other location.

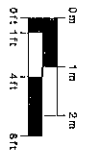
2 BUILDING SECTION



1 BUILDING SECTION



EXTERIOR MATERIALS
 ROOF: SLATE OR PAINTED CORRUGATED METAL, TYP.
 WALLS: STAINED WOOD BOARD OR LOCAL STONE, TYP.
 DOORS AND WINDOWS: STEEL WITH LOW REFLECTIVE GLASS, TYP.
 TRILLES AND PERGOLAS: STAINED WOOD, TYP.



V7

VILLA SECTIONS
 SCALE: 1/4"=1'-0"

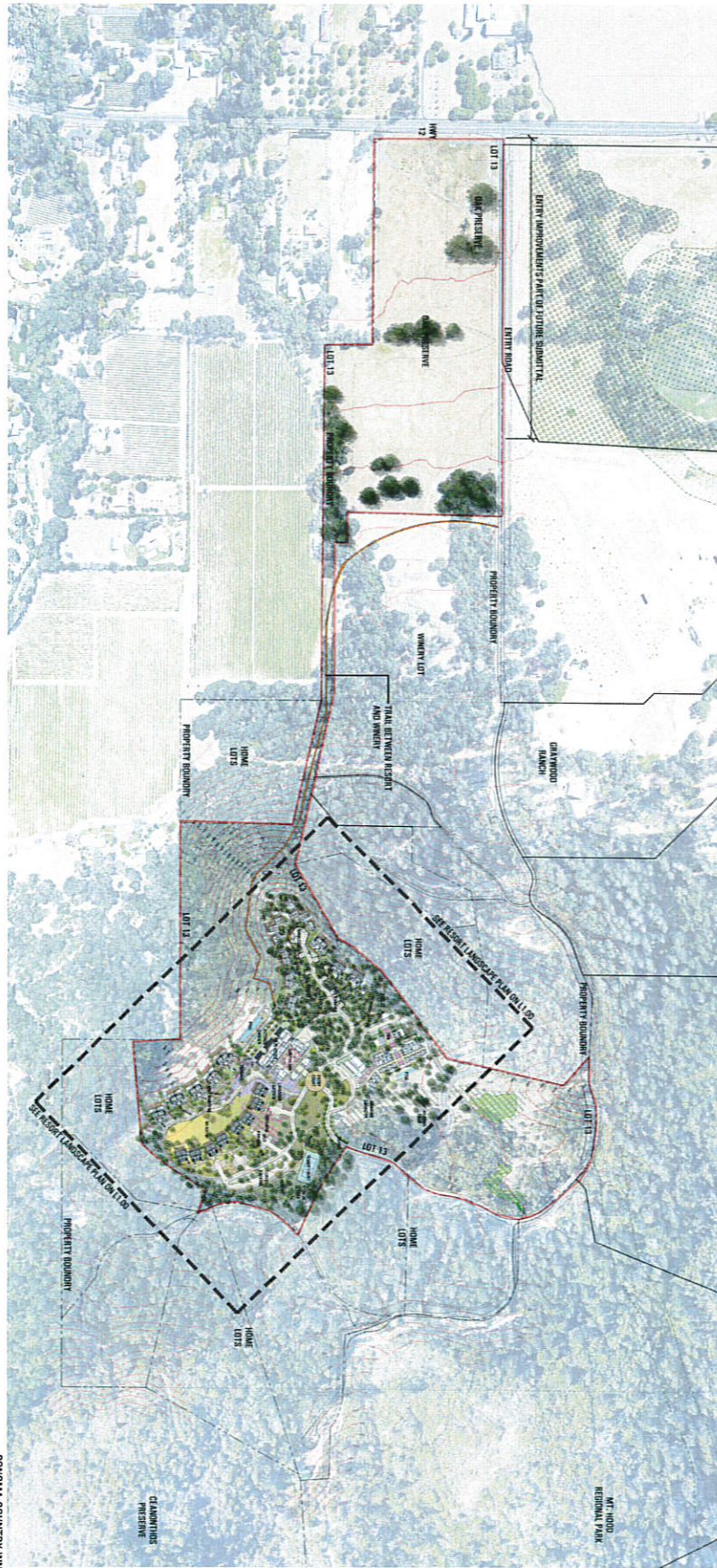
Project No.	6177-003
Drawn By	SK/ML
Checked By	SK/ML
Date	02/11/11
Scale	AS SHOWN
Notes	PRELIMINARY

NOT FOR CONSTRUCTION

THE RESORT AT SONOMA COUNTRY INN
 KENWOOD, CALIFORNIA

BACKEN GILLAM KROEGER architects

These documents are the property of Backen Gillam Kroeger Architects. Any reproduction or use without the written consent is prohibited by law. Backen Gillam Kroeger Architects disclaims responsibility for the documents if used without consent of any other location.



SONOMA COUNTRY INN
LOT 13 PRELIMINARY LANDSCAPE PLAN



PRELIMINARY OVERALL
LANDSCAPE PLAN
L1.00

Project	THE RESORT AT SONOMA COUNTRY INN
Client	SONOMA COUNTRY INN
Architect	BACKEN GILMAN KRISGER ARCHITECTS
Site No.	01.01.01
Sheet No.	L1.00
Date	07/20/16
Scale	AS SHOWN
Drawn by	JK
Checked by	JK
Approved by	JK

**NOT FOR
CONSTRUCTION**

THE RESORT AT
SONOMA COUNTRY INN
KENWOOD, CALIFORNIA

LANDSCAPE ARCHITECT: **swa**
301 Battery Street
2nd Floor
San Francisco, California
94111-2222
United States
www.swagroup.com
+1.415.896.8770 x

These documents are the property of Backen Gilman Krueger Architects. Any unauthorized use without the written consent is prohibited by law. Backen Gilman Krueger Architects disclaims responsibility for the documents if used whole or in part at any time.



TREE LEGEND

-  EXISTING TREES TO REMAIN
(SEE TREE PROTECTION PLANS)
-  NEW SPECIMEN TREES
(SEE PLANT LIST ON L.1.02)
-  NEW ORNAMENTAL TREES
(SEE PLANT LIST ON L.1.02)

**SONOMA COUNTRY INN
RESORT AREA PRELIMINARY LANDSCAPE PLAN**

1" = 40'
1" = 80'



PRELIMINARY RESORT
LANDSCAPE PLAN
L1.01

NO.	DATE	DESCRIPTION

**NOT FOR
CONSTRUCTION**

**THE RESORT AT
SONOMA COUNTRY INN**

KENWOOD, CALIFORNIA

swa
LANDSCAPE ARCHITECT

301 Battery Street
2 Mezzanine
San Francisco, California
94111-3222
United States
www.swagroup.com
+1.415.836.8770

These documents are the property of Becken Gilman Kroeger Architects. Any unauthorized use without the written consent is prohibited by law. Becken Gilman Kroeger Architects retains responsibility for the documents if used whole or in part as



RESORT LANDSCAPE REFERENCE IMAGES

RESORT PLANT LIST

BOTANICAL NAME	COMMON NAME	WATER USE
GREYHORN TREES		
ACER MACROPHYLLUM	BIG LEAF MAPLE	LOW
QUERCUS URBANA	VALLEY OAK	VERY LOW
LYNCHOTAMNIS FLOREBUNDUS	CALYDNUM BOWWOOD	LOW
QUERCUS BELLOSUS	BLACK OAK	LOW
ABUTILON MENZIESII	WADSWORTH	LOW
ASCOSCIUS CALIFORNICA	CALIFORNIA BUCKEYE	LOW
ORNAMENTAL TREES		
DIPSACUS KAKI	PERUVIANUM	LOW
CERUS OCCIDENTALIS	WESTERN RHODOD	LOW
OLEA EUROPAEA	OLIVE	VERY LOW
SHRUBS		
RHAMNUS CALIFORNICUM	CORTEZEBERRY	VERY LOW
LEUCODENDRON DISCOLOR	YELLOW CORNEBUSH	LOW
ROMEXIA COLLETRI	MATHIA PEPPY	LOW
JUSTICA CALIFORNICA	CANBARKOSA	VERY LOW
HERRICK CALIFORNICA	PANICUM WAX WORTLE	LOW
HUNGRIA EMBORACTICATA	OREGON GRAPE	LOW
SOPT CALIFORNICA	SPICE WOOD	LOW
ESCALONIA WAPLE BLOSSOM	ESCALONIA	LOW
AGAVE ATTENUATA	AGAVE	VERY LOW
RIBES SPECIOSUM	RIBES SPECIOSUM	LOW
SCANDOLIUS	CALIFORNIA LILAC	LOW
RHOXODENDRON	BIG LEAF RHODOD	LOW
RHOXODENDRON OCCIDENTALE	WESTERN AZALEA	MEDIUM
HEDYSAURA QUERCIFOLIA	OAKLEAF HYDRANGEA	LOW
HELENIOMELIS ABRUDETICULA	TOTEM	LOW
CALYCHOTRIS OCCIDENTALIS	BUSH MONARDIA	LOW
LAVANDULA ANGIUSTIFOLIA	ENGLISH LAVENDER	MEDIUM
RAIN GARDEN PLANTING		
LEISTHUS CONCORDANTUS	WILD RICE	LOW
CANTHON PRINCE	SPREADING ROSE	LOW
JUNCUS PALFORSI ELK BLUE	HUMANWINDING SAGE	LOW
SALVIA SPATHACEA	DOUGLASS RICE	LOW
RIS DOLICISSIMA	SEA LAVENDER	LOW
LIANOMORPHUS PERZEI	SEA LAVENDER	LOW
GROUNDCOVERS		
FARGESIA PENTANIS IVY-LIFE	MANZANITA	LOW
FRAGARIA CHILOENSIS	BEACH STRAWBERRY	LOW
PLANTAGO BERTCHII	CALIFORNIA PLANTAIN	LOW
LUPINE ABBREVIATUS	LUPINE	LOW
DICENTRA FORBOSA	PANICUM BLEEDING HEART	LOW
LUPINUS BICOLOR	MINIATURE LUPINE	LOW
SEDUM SPATHULIFOLIUM	STONE CRAP	LOW
GRASSES		
HELIOPSIS SCABERRIMA	BLUE OAT GRASS	LOW
FESTUCA RUBRA YUQUALE	WADSWORTH	LOW
NESSIELLA PALMOSA	PRINCE NEDEGRASS	LOW
MULLEBERGA TORRENSIS	DEER GRASS	LOW
SECTERA AUTUMNALIS	WOOD GRASS	LOW
SECTERA CREMATA HYBRID	WOOD GRASS	LOW
VINES		
FOCUS FUMILA	CREEPING FIG	LOW
WESTERA EUROPAEA	WESTERN	LOW

These documents are the property of Backen Gilman Krueger Architects. Any unauthorized use without the written consent is prohibited by law. Backen Gilman Krueger Architects disclaims responsibility for the accuracy of used whole or in part of these documents.

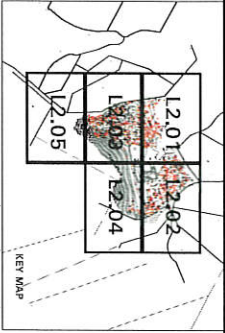
swa
 LANDSCAPE ARCHITECT
 305 Battery Street
 2nd Floor
 San Francisco, California
 94111-3212
 United States
 www.swagroup.com
 +1.415.681.8700

THE RESORT AT
 SONOMA COUNTRY INN
 KENWOOD, CALIFORNIA

NOT FOR CONSTRUCTION
 FOR CONSULTATION ONLY

DATE: 07/29/16	SCALE: AS SHOWN
DESIGNED BY: [Name]	CHECKED BY: [Name]
DRAWN BY: [Name]	DATE: 07/29/16

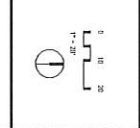
PLANT LIST AND REFERENCE IMAGES
L1.02



TREE PROTECTION LEGEND

SYMBOL	DESCRIPTION
	TREE TO BE REMOVED
	TREE TO BE PROTECTED IN PLACE

L2.01
 TREE PROTECTION PLAN



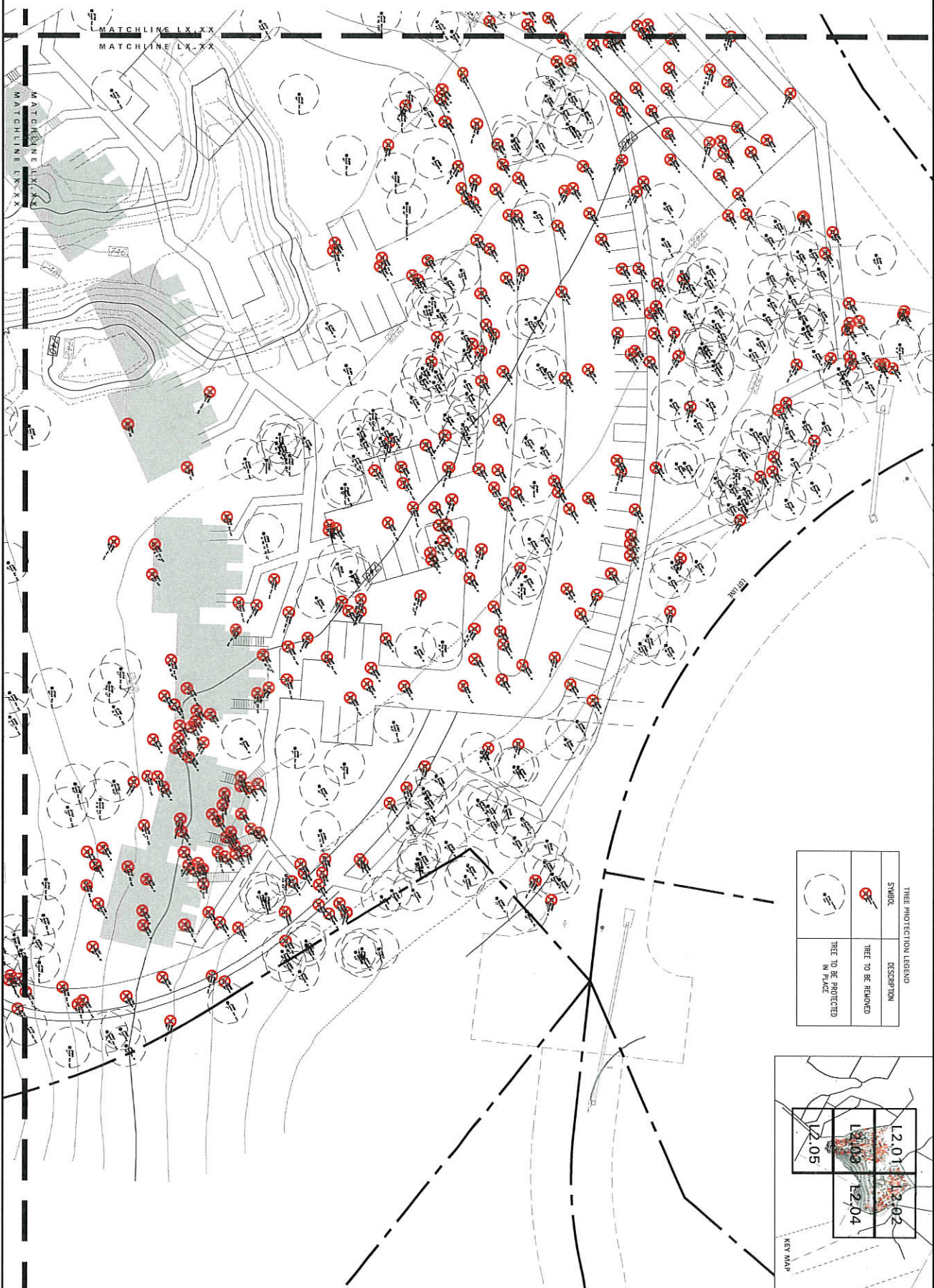
Project:	THE RESORT AT SONOMA COUNTRY INN
Prepared by:	BACKEN GILLAN KROEGER ARCHITECTS
Project:	SONOMA COUNTRY INN
Date:	6/29/2016
Drawn by:	BACKEN GILLAN KROEGER ARCHITECTS
Checked by:	BACKEN GILLAN KROEGER ARCHITECTS
Scale:	AS SHOWN

NOT FOR CONSTRUCTION

THE RESORT AT SONOMA COUNTRY INN
 KENWOOD, CALIFORNIA

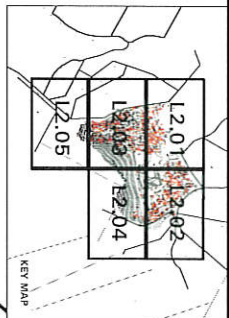
LANDSCAPE ARCHITECT: **swa**
 302 Battery Street
 2 Mezzanine
 San Francisco, California
 94111-9212
 United States
 www.swagroup.com
 415.435.8770

These documents are the property of Backen Gillan Kroeger Architects. Any unauthorized use without the written consent is prohibited by law. Backen Gillan Kroeger Architects accepts responsibility for the documents if used whole or in part as

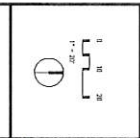


TREE PROTECTION LEGEND

SYMBOL	DESCRIPTION
	TREE TO BE REMOVED
	TREE TO BE PROTECTED IN PLACE



L2.02
 TREE PROTECTION PLAN



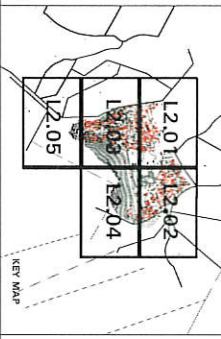
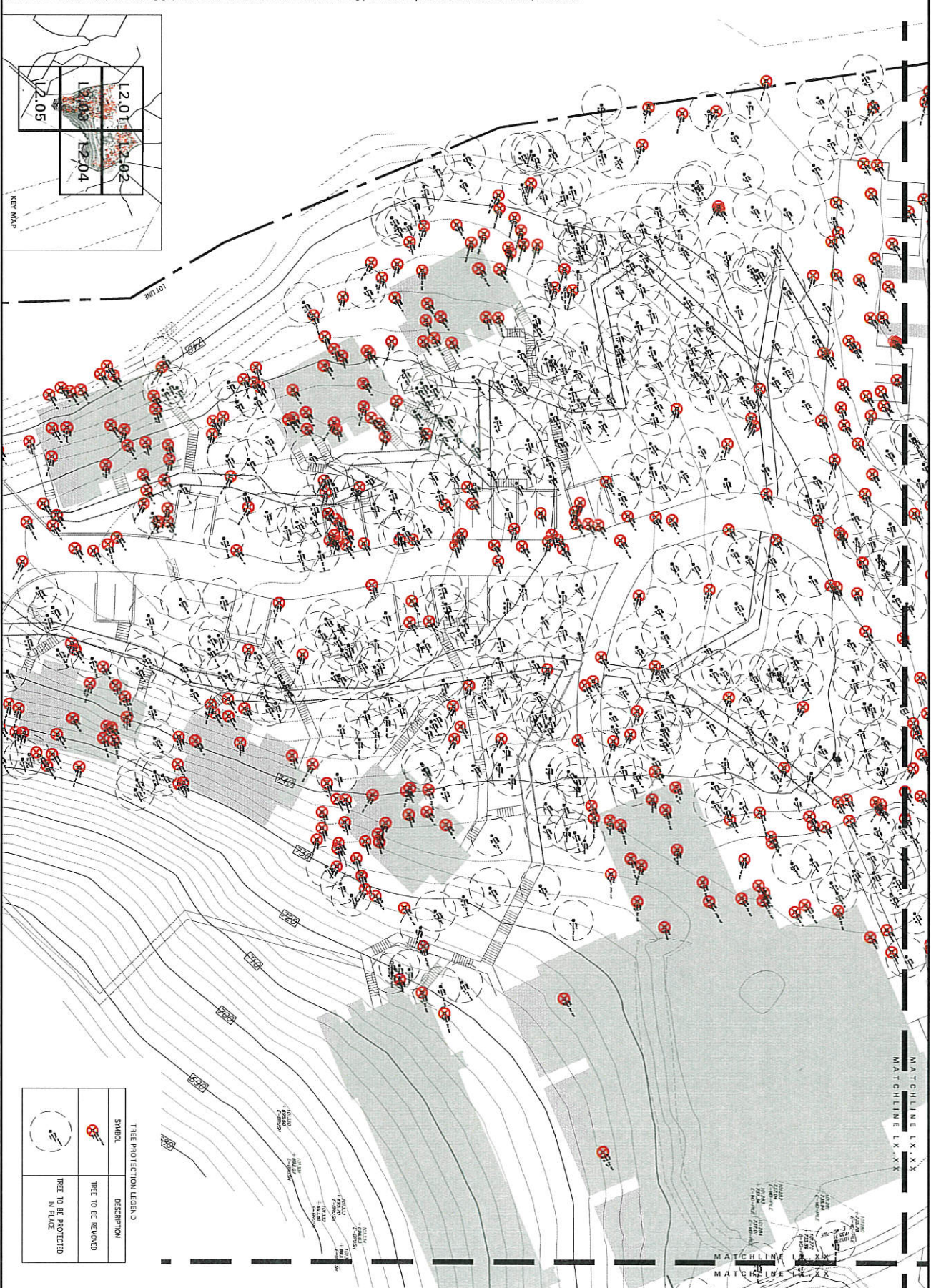
Project:	THE RESORT AT SONOMA COUNTRY INN
Client:	SONOMA COUNTRY INN
Project:	RENOVATION
Scale:	AS SHOWN
Date:	01/28/16
Drawn by:	JK
Checked by:	JK
Scale:	AS SHOWN

NOT FOR CONSTRUCTION
 Use of this drawing is prohibited without the written consent of Backen Gillan Kroeger Architects, Inc.

THE RESORT AT SONOMA COUNTRY INN
 KENWOOD, CALIFORNIA

LANDSCAPE ARCHITECT: **swa**
 305 Battery Street
 2 Mezzanine
 San Francisco, California
 94111-3512
 United States
 www.swagroup.com
 +1.415.698.8770

These documents are the property of Backen Gillan Kroeger Architects. Any unauthorized use without the written consent is prohibited by law. Backen Gillan Kroeger Architects disclaims responsibility for the documents if used whole or in part.



TREE PROTECTION LEGEND	
SYMBOL	DESCRIPTION
	TREE TO BE REMOVED
	TREE TO BE PROTECTED IN PLACE

L2.03
 TREE PROTECTION PLAN

1" = 30'

PROJECT	THE RESORT AT SONOMA COUNTRY INN
DATE	6/29/16
DESIGNED BY	GILMAN KROEGER ARCHITECTS
DRAWN BY	DAVID S. KROEGER
CHECKED BY	GILMAN KROEGER ARCHITECTS
SCALE	AS SHOWN

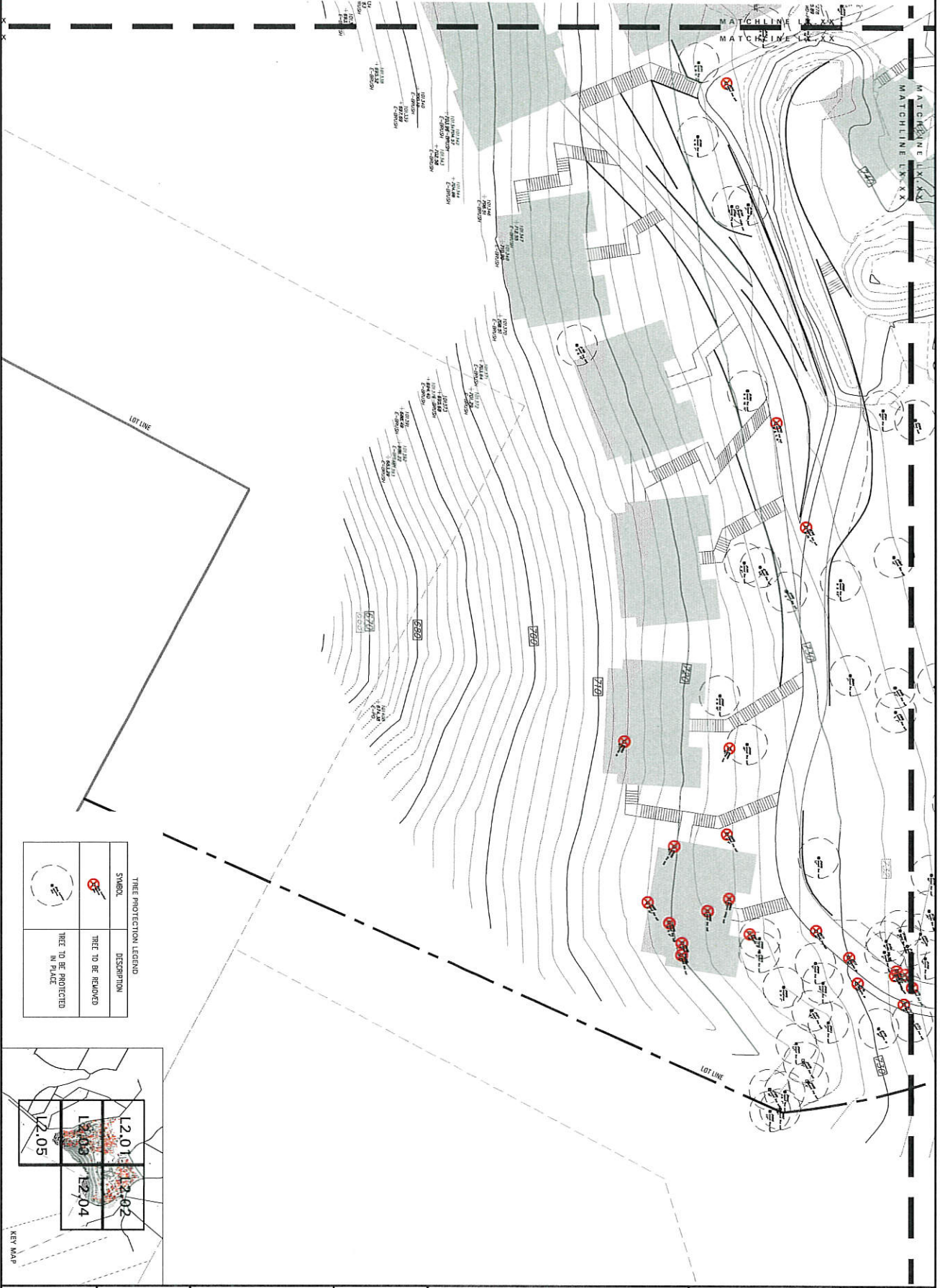
NOT FOR CONSTRUCTION
 see consultant's plan

THE RESORT AT SONOMA COUNTRY INN
 KENWOOD, CALIFORNIA

LANDSCAPE ARCHITECT swa

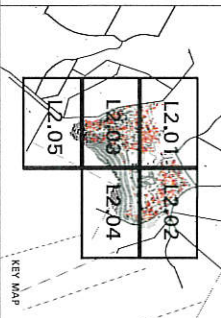
515 Battery Street
 2 Mezzanine
 San Francisco, California
 94111-9772
 United States
 www.swainc.com
 +1.415.776.8770 x

These documents are the property of Beckly Gilman Kroeger Architects. Any unauthorized use without the written consent is prohibited by law. Beckly Gilman Kroeger Architects assumes responsibility for the documents if used whole or in part as

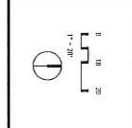


TREE PROTECTION LEGEND

SYMBOL	DESCRIPTION
	TREE TO BE REMOVED
	TREE TO BE PROTECTED IN PLACE



L2.04
 TREE PROTECTION PLAN



Project

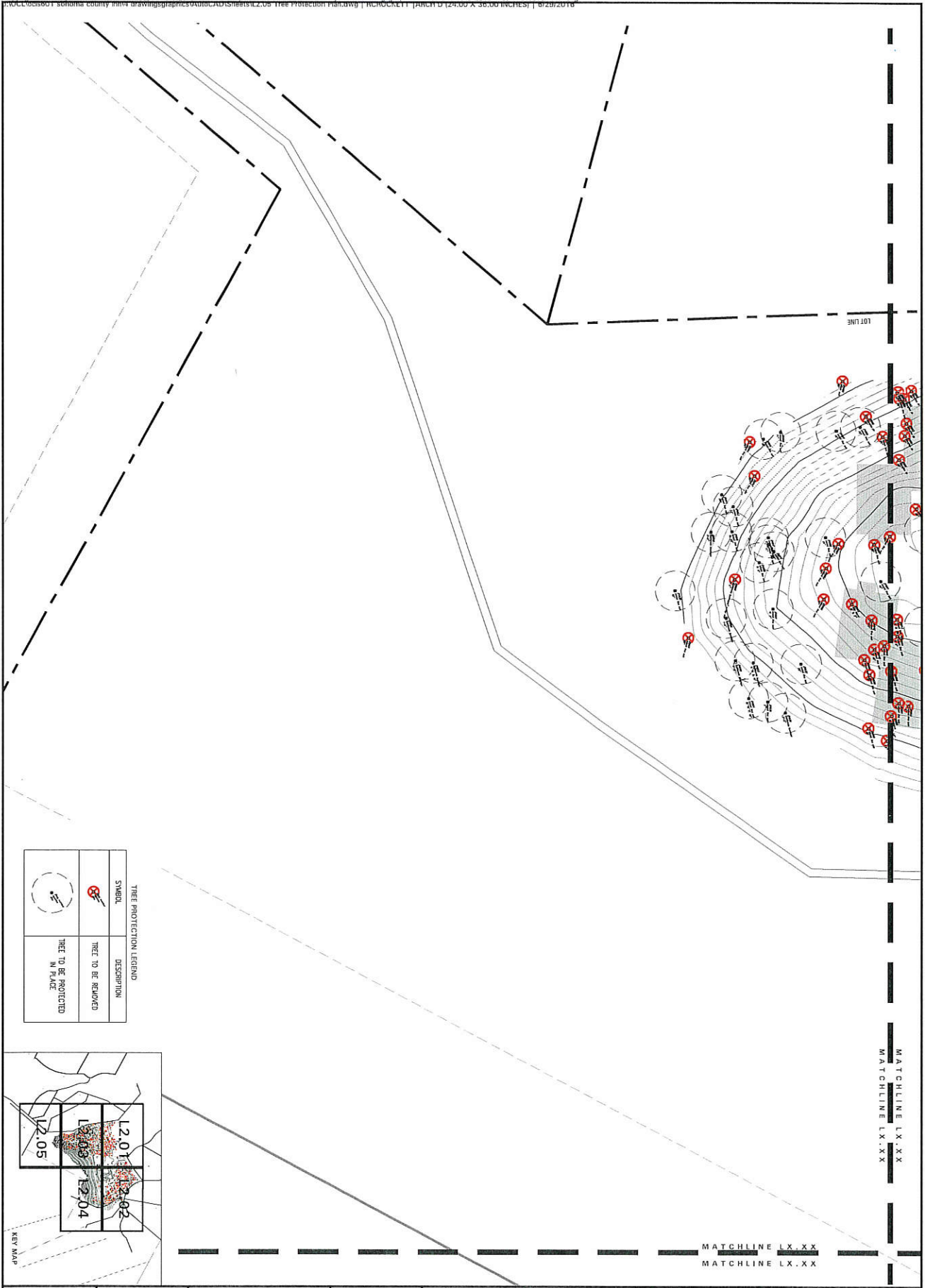
PROJECT	THE RESORT AT SONOMA COUNTRY INN
DATE	06/29/16
DESIGNER	BAKEN GILMAN KRUEGER ARCHITECTS
DRAWN BY	DAVID L. GILMAN
CHECKED BY	DAVID L. GILMAN
DATE	06/29/16
SCALE	AS SHOWN
PROJECT NO.	06460
SHEET NO.	L2.04

NOT FOR CONSTRUCTION

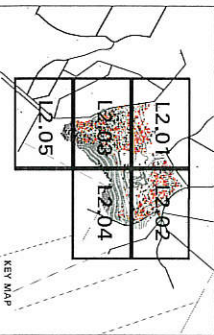
THE RESORT AT SONOMA COUNTRY INN
 KENWOOD, CALIFORNIA

LANDSCAPE ARCHITECT: **swa**
 301 Battery Street
 2, Pezanne
 San Francisco, California
 94111-3212
 United States
 www.swagroup.com
 +1 415 636 8170

These documents are the property of BAKEN GILMAN KRUEGER ARCHITECTS. Any unauthorized use without the written consent is prohibited by law. BAKEN GILMAN KRUEGER ARCHITECTS ASSUMES RESPONSIBILITY FOR THE DOCUMENTS IF USED WHOLE OR IN PART AS



TREE PROTECTION LEGEND	
	TREE TO BE REMOVED
	TREE TO BE PROTECTED IN PLACE



L2.05

TREE PROTECTION PLAN



Project	THE RESORT AT SONOMA COUNTRY INN
Client	SONOMA COUNTRY INN
Site	200 BATTERY STREET, SONOMA, CA
Scale	AS SHOWN
Date	6/29/16
Drawn by	SWA
Checked by	SWA
Approved by	SWA
Discipline	LANDSCAPE ARCHITECTURE

NOT FOR CONSTRUCTION
 swa.com

THE RESORT AT SONOMA COUNTRY INN

KENWOOD, CALIFORNIA

LANDSCAPE ARCHITECT: **swa**

200 Battery Street
 2nd Floor
 San Francisco, California
 94111-3122
 United States
 www.swagroup.com
 +1.415.838.8770

These documents are the property of Backen Gilman Kroeger Architects. Any unauthorized use without the written consent is prohibited by law. Backen Gilman Kroeger Architects disclaims responsibility for the documents if used whole or in part at